



Competitiveness of the EU egg sector, base year 2015

International comparison of production costs

P.L.M. van Horne, N. Bondt



WAGENINGEN
UNIVERSITY & RESEARCH

Competitiveness of the EU egg sector, base year 2015

International comparison of production costs

P.L.M. van Horne, N. Bondt

This research has been commissioned by the EU trade association for egg packers, egg traders and egg processors (EUWEP).

Wageningen Economic Research
Wageningen, June 2017

REPORT
2017-062
ISBN 978-94-6343-462-1

Horne, P.L.M. van, N. Bondt, 2017. *Competitiveness of the EU egg sector, base year 2015; International comparison of production costs*. Wageningen, Wageningen Economic Research, Report 2017-062. 42 pp.; 24 fig.; 14 tab.; 14 ref.

Companies in the European Union egg sector have to comply with European legislation on animal welfare, food safety and environmental protection. Whereas the legislation aims to guarantee a comprehensive high quality production, it also confronts the sector with extra costs. Countries outside the EU do not have the same extensive legislation. This report presents the results of a study on the competitiveness of the EU egg sector. The production costs for eggs and egg products are calculated for several EU and non-EU countries. Different scenarios are outlined to illustrate the impact of changes in import levies and exchange rates.

Key words: competitiveness, eggs, egg powder, production costs, international trade, EU

This report can be downloaded for free at <http://dx.doi.org/10.18174/417151> or at www.wur.eu/economic-research (under Wageningen Economic Research publications).

© 2017 Wageningen Economic Research
P.O. Box 29703, 2502 LS The Hague, The Netherlands, T +31 (0)70 335 83 30,
E communications.ssg@wur.nl, <http://www.wur.eu/economic-research>. Wageningen Economic Research is part of Wageningen University & Research.



For its reports, Wageningen Economic Research utilises a Creative Commons Attributions 3.0 Netherlands license.

© Wageningen Economic Research, part of Stichting Wageningen Research, 2017
The user may reproduce, distribute and share this work and make derivative works from it. Material by third parties which is used in the work and which are subject to intellectual property rights may not be used without prior permission from the relevant third party. The user must attribute the work by stating the name indicated by the author or licensor but may not do this in such a way as to create the impression that the author/licensor endorses the use of the work or the work of the user. The user may not use the work for commercial purposes.

Wageningen Economic Research accepts no liability for any damage resulting from the use of the results of this study or the application of the advice contained in it.

Wageningen Economic Research is ISO 9001:2008 certified.

Wageningen Economic Research Report 2017-062 | Project code 2282100186

Cover photo: Shutterstock

Contents

	Preface	5
	Summary	6
	S.1 Key findings	6
	S.2 Complementary findings	7
	S.3 Methodology	8
1	Legislation	9
	1.1 Introduction	9
	1.2 EU Legislation	9
	1.3 Cost of alternative housing systems	11
	1.4 Economic impact of EU legislation	12
	1.5 Situation in some third countries	13
2	Production costs of eggs in selected EU countries	16
	2.1 Production costs of enriched cage eggs	16
	2.1.1 Production costs at primary farm	16
	2.1.2 Production costs egg powder	17
	2.2 Production costs of barn eggs	18
	2.2.1 Production costs at primary farm	18
	2.2.2 Production costs egg powder	20
3	Production costs of eggs in selected non-EU countries	21
	3.1 Production costs of cage eggs	21
	3.1.1 Production costs at primary farm	21
	3.1.2 Production costs egg powder	22
4	Results of different scenarios	24
	4.1 Description of the scenarios	24
	4.2 Shell eggs	24
	4.2.1 Basic situation	24
	4.2.2 Scenario 1 - Lower EU import levies	26
	4.2.3 Scenario 2 - Lower exchange rates	27
	4.2.4 Scenario 3 - Combination of lower import levies and lower exchange rates	28
	4.2.5 Scenario 4 - Combination of zero import levies and lower exchange rates	29
	4.3 Whole egg powder	29
	4.3.1 Basic situation	29
	4.3.2 Scenario 1 - Lower EU import levies	31
	4.3.3 Scenario 2 - Lower exchange rates	32
	4.3.4 Scenario 3 - Combination of lower import levies and lower exchange rates	33
	4.3.5 Scenario 4 - Combination of zero import levies and lower exchange rates	34
5	Conclusions	35
	References and websites	37
	Appendix 1 Development of the currency exchange rate	39
	Appendix 2 EU imports of eggs and egg products	40
	Appendix 3 Main assumptions in different housing systems for layers	41

Preface

Companies in the European Union egg sector have to comply with European legislation on animal welfare, food safety and environmental protection. Whereas the legislation aims to guarantee a comprehensive high quality product, it also confronts the sector with extra costs. An example of legislation is Council Directive 1999/74/EC regulating minimum standards for the housing of laying hens in enriched cages or barn systems. Countries outside the EU do not have the same extensive legislation. At the same time the EU is involved in multilateral (WTO) negotiations and bilateral negotiations with different partners – among them India, Ukraine, Mercosur and the USA - which are intended to further liberalise trade by reducing or abolishing import levies. This causes concerns within the EU egg sector regarding its competitiveness.

In this report Wageningen Economic Research, an independent research institute of Wageningen University & Research in the Netherlands, presents the results of a study on the competitiveness of the EU egg sector. The production costs for eggs and egg products are calculated for several EU and non-EU countries based on the year 2015. Based on these data, different scenarios are outlined and their effects are calculated to illustrate the impact of lower levies and changes in exchange rates.

The study has been initiated and funded by EUWEP, the EU trade association for Egg Packers, Traders and Processors. This report is an update of an earlier study based on data of 2013 (van Horne, 2014). We want to thank EUWEP for providing the country data and for comments on the draft report.



Prof.dr.ir. J.G.A.J. (Jack) van der Vorst
General Director Social Sciences Group (SSG)
Wageningen University & Research

Summary

S.1 Key findings

In this report the impact of reducing or removing import levies on the competitiveness of the EU egg sector is studied, for both shell eggs and whole egg powder. As a result of the costs of transportation, import levies and the effects on product quality and safety, there will barely be imports of shell eggs from third countries to the EU. Competition from non-EU countries is especially a threat when it comes to egg powder.

Current EU import levies on whole egg powder provide protection for the EU egg sector. In a scenario with 50% lower import levies, Ukraine and the USA already have a lower offer price of whole egg powder compared to the EU egg sector. In a scenario with 50% lower import levies combined with a 10% lower exchange rate, all non-EU countries have a considerably lower offer price of whole egg powder compared to the EU egg sector.

The results for the situation in 2015 are presented in Figure S.1 and Figure S.2. Figure S.1 provides the production costs of whole egg powder in the EU, with the addition of transportation costs and the current import levies, compared to Ukraine, the USA, Argentina and India. Figure S.1 shows that import levies protect the EU from large volumes of imports from third countries. With the current import levies, the offer price of whole egg powder from all non-EU countries is above the offer price of EU producers.

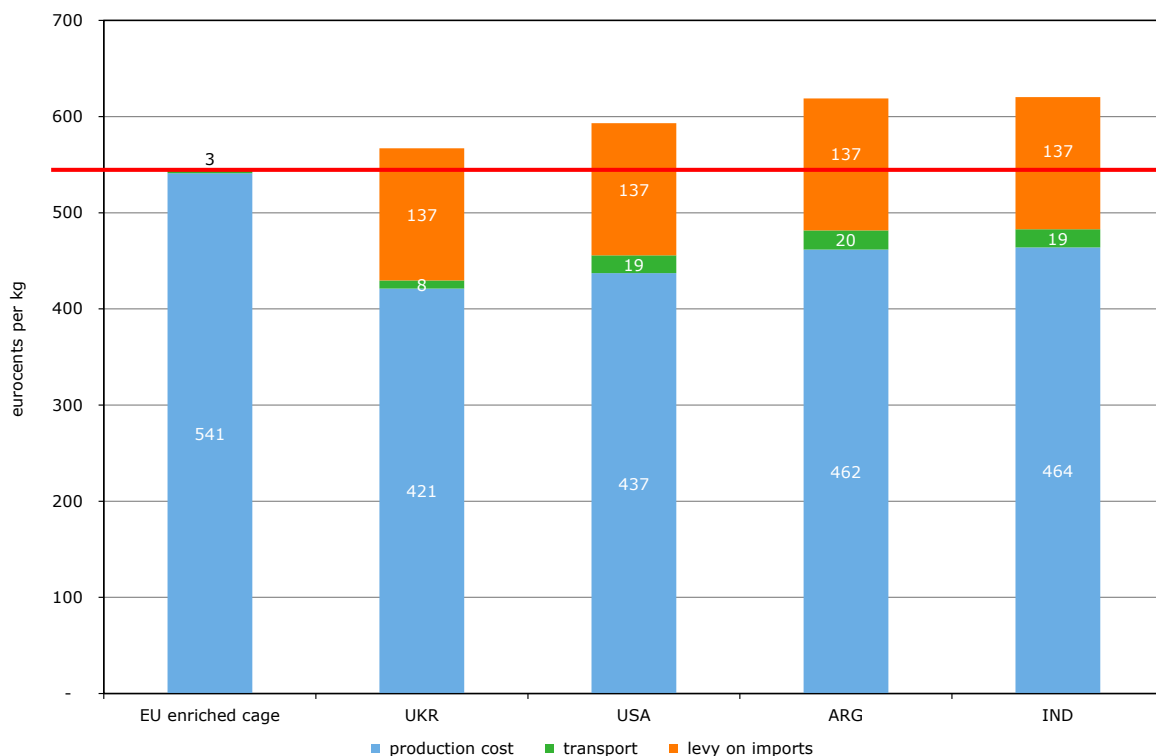


Figure S.1 Offer price of whole egg powder in Frankfurt am Main from EU average (horizontal line) and non-EU countries (Ukraine, USA, Argentina, India) in eurocents per kilogram in 2015

Figure S.2 illustrates the scenario with a 50% decrease in import levies and a 10% devaluation of the exchange rates for the non-EU currencies. In this situation all third countries have a lower offer price of whole egg powder compared to the EU egg sector, and large volumes of whole egg powder can be expected to be imported from these countries. Offer prices in Frankfurt could be 7% (Argentina, India) to even 16% (Ukraine) below the average EU level.

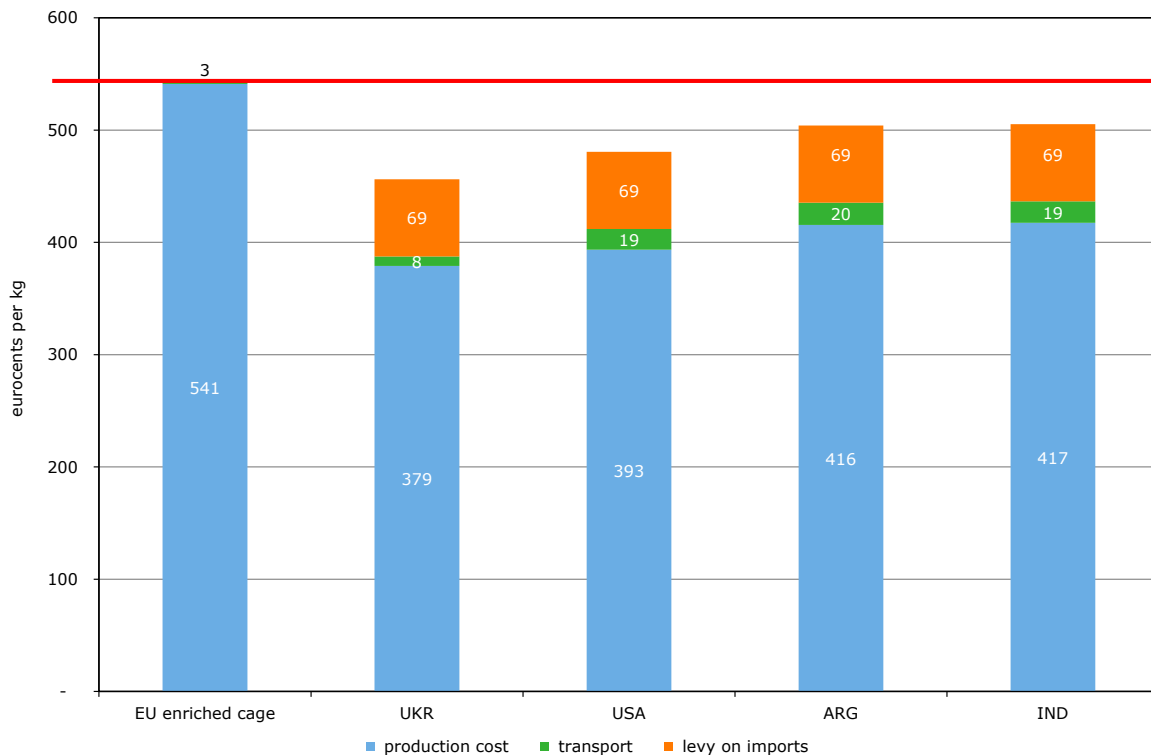


Figure S.2 Offer price of whole egg powder in Germany from EU average (horizontal line) and non-EU countries (Ukraine, USA, Argentina, India) in eurocents per kilogram based on scenario 3: 50% lower import levies and 10% lower exchange rate

The 'worst-case scenario' consists of no import levies and a 10% lower exchange rate for the non-EU currency. In this scenario all non-EU countries would be very cheap suppliers of whole egg powder to the EU market. Offer prices in Frankfurt could be 20% (Argentina, India) to even 29% (Ukraine) below the average EU level.

S.2 Complementary findings

The production costs of shell eggs produced in enriched cages in the EU in 2015 was on average 89 eurocents per kg of eggs. Between the main egg producing countries, the production costs of shell eggs in 2015 ranged from 95 eurocents per kg of eggs in the UK and 97 in Denmark to 85 in Spain and 83 eurocents per kg of eggs in Poland. The costs in the Netherlands, France and Italy are around the EU average. Compared to the average level within the EU, the production costs for shell eggs in 2015 were lower in Ukraine (-24%), USA (-21%), Argentina (-16%) and India (-13%).

For whole egg powder the non-EU countries were even more competitive. Compared to the average level within the EU, the production costs of whole egg powder in 2015 were lower in Ukraine (-22%), USA (-19%), Argentina (-15%) and India (-14%). Because the cost of transportation of powder is low, the offer price of whole egg powder from third countries is relatively low. However, current import levies protect the EU from imports from the four non-EU countries.

In the EU, egg producers have to comply with European legislation covering environmental protection, animal welfare and food safety. The additional costs directly related to European legislation, based on the situation in 2015, are estimated to be 16% of the total production costs of eggs at farm level. The extra costs of keeping layers in enriched cages take a large share of this increase.

In Argentina, India and Ukraine there is no legislation on animal welfare and laying hens are housed in conventional cages with a space allowance of 300 to 400 cm² per hen. Between countries, regions and farms the density differs due to climate and management strategy. Literature shows that from an economic point of view 300 to 400 cm² per hen gives the highest income for the egg producer. Table S.1 gives an overview of the regulations and political and societal interest of environmental, food safety and animal welfare issues in four selected non-EU countries.

Table S.1 Regulation in selected non-EU countries (Ukraine, USA, Argentina and India)

	Political and societal interest	Regulations in place	Situation in practice
Environment			
-Manure disposal	Medium	Differs ¹	Most farmers receive revenues from manure
-Ammonia emission	Low	No	No measures taken to limit emission
Food Safety			
-Zoonosis control	Medium	Differs ²	Action different per country/company
-Meat-and-bone-meal	Low	No	Meat-and-bone-meal is used
-GMOs	Low	No	All GMOs are used
Animal Welfare			
-Stocking density	Low ³	No ³	High density in conventional cages

1. Regulations in some regions, for example in the USA.

2. Regulations in some countries, for example in the USA or only export-oriented companies.

3. In the USA the market is changing towards non-cage eggs. Some states (e.g. California) already have some kind of legislation.

S.3 Methodology

Egg producers in the EU have to comply with legislation dealing with environmental protection, animal welfare and food safety. The result of all this legislation is an increase in the costs of producing eggs. At the same time the EU is negotiating with other countries or groups of countries to liberalise trade in agricultural products. In this report, Wageningen Economic Research studied the impact of reducing or removing import levies on the competitiveness of the EU egg sector.

The production costs of shell eggs and whole egg powder were calculated for eight EU egg producing countries: the Netherlands, Germany, France, Spain, Italy, the United Kingdom, Poland and Denmark and four non-EU countries: Ukraine, the USA, Argentina and India. In all countries data were collected on prices (feed, young hens), technical results (egg production, feed intake, mortality), investment (poultry house, cages) and other costs (interest rate, labour, manure disposal). For egg processing, data were collected on investment in buildings, equipment and labour costs. The base year for the data was 2015. The total costs were converted to euros with the average exchange rate in the year 2015. Account was taken of the implementation of enriched cages in the EU, being the minimum standard for egg production from 2012.

Based on the 2015 situation four scenarios were developed:

- A 50% reduction in import levies for eggs and whole egg powder, to illustrate the result of any multi- or bilateral agreement of the EU
- A 10% lower exchange rate for the currency of the non-EU countries. A comparison of the exchange rate in 2014 and 2013 showed that for some non-EU countries this was a realistic scenario
- A combination of a 50% reduction of the import levies and a 10% lower exchange rate
- A 'worst case' scenario based on no import levies and a 10% lower exchange rate.

1 Legislation

1.1 Introduction

This chapter provides an overview of legislation in the EU. Poultry farmers and other food business operators in the production chain in the EU have to comply with this European legislation. This legislation is the translation of societal and political choices made in the EU and its standards and demands may exceed international standards and practices. Most EU legislation relates to environmental protection, animal welfare and food safety. Section 1.2 gives an overview of the most important legislation. Section 1.3 presents the additional cost of alternative housing systems for layers. Section 1.4 presents the economic impact of the legislation while Section 1.5 gives a short overview of the current situation of (animal welfare) legislation in some third countries. Although all links in the supply chain are confronted with legislation, this chapter mainly focuses on the situation and consequences at farm level.

1.2 EU Legislation

Egg producers in the EU have to comply with a set of European legislation. This legislation is the translation of societal choices made in the EU and especially relates to environmental protection, animal welfare and food safety. In this section, EU legislation directly relevant to the egg sector is briefly presented. It should be noted that some Member States choose to go beyond EU standards by implementing more stringent national or regional legislation. This national legislation is not, or just briefly, discussed in this chapter. In a report of the European Parliament an overview is given of EU legislation related to the livestock sector (Chotteau et al., 2009).

Environmental protection

The EU has taken measures to limit the pollution of land, water and air. The main environmental legislation affecting poultry production in the EU is the Nitrates Directive (91/676/EC). The Nitrates Directive aims to control pollution and protect water quality in Europe, by preventing nitrates from agricultural sources from polluting ground and surface waters and by promoting the use of good farming practices. The Nitrates Directive forms an integral part of the Water Framework Directive and is one of the key instruments to protect waters against agricultural pressures. The Directive has established action programmes to be implemented by farmers, such as limitation of fertiliser application and/or a maximum amount of livestock manure that can be applied per hectare per year (170 kg of nitrogen). Some countries have additional national environmental legislation to limit manure spreading to certain periods or specific soil types. This is especially relevant in areas with a high concentration of pigs and poultry, such as the south and east of the Netherlands, Flanders in Belgium, Bretagne in France, Catalonia in Spain, and the Po valley in the north of Italy. Because of this legislation, poultry farmers in these regions have to pay for the disposal of manure (Van Horne, 2012).

In the EU, all poultry farms which exceed a threshold size of 40,000 bird places are requested through legislation to hold an environmental permit (Directive 2010/75). Operators are required to carry out activities in compliance with their environmental permit and they must use 'Best Available Techniques' (BAT) in order to achieve a high level of environmental protection (ADAS, 2016). The aim of the Directive is to apply the best available techniques to prevent or to reduce ammonia or other emissions to air, land and water from these activities, since pollution from poultry houses need to be controlled. In Directive 2011/92 it is regulated that poultry farms need to have an Environmental impact assessment (EIA). This is required for all larger farms. Smaller farms may also require such an assessment at the discretion of the Member State. A fee is charged to cover the costs of the assessment. The Directive also requires an odour or noise management plan in case of potential odour

or noise complaints (Van Wagenberg et al., 2012). In addition, Directive 2001/81/EC gives National Emission Ceilings to ammonia emission for every Member State. Some countries, such as the Netherlands and Germany, have additional national regulations to reduce ammonia emissions from poultry houses.

EU countries have to meet maximum limit values for certain substances to ensure air quality, following Directive 2008/50/EC. The Directive offers 3- or 5-year extensions to comply with the maximum limit values based on conditions and the assessment by the European Commission. Several EU Member States will have to take measures to reduce emissions of fine dust from the most important sources, such as poultry houses, in which the dust arises from feathers, bedding material and manure (Aarnink and Ellen, 2008). National authorities can set emission standards for fine dust from poultry houses based on the BAT. Examples are the Netherlands and Germany with legislation for poultry farms to control the emission of fine dust.

On 27 October 2003, the European Union's Council of Ministers adopted The Energy Taxation Directive (2003/96/EC), restructuring the European Community framework to tax energy products and electricity. The Directive widens the scope of the EU's minimum rate system for energy products, previously limited to mineral oils, to all energy products, including coal, natural gas and electricity. The taxation leads to an increase in energy prices for poultry farmers, resulting in higher costs of electricity.

Food safety

The European legislation on animal feed provides a framework to ensure that feedstuffs do not endanger human or animal health. The legislation sets rules on the circulation and use of feed materials, requirements for feed hygiene, rules on undesirable substances in animal feed, legislation on genetically modified food and feed, and conditions for the use of additives in animal nutrition. For example, in the EU the use of meat-and-bone meal in poultry feed is still banned. The consequence is higher costs for poultry feed. A large proportion of protein sources for poultry feed is imported from outside the EU. An increasing share of world production of soya crops is from genetically modified hybrids. The asynchronous EU approval of GM crops, coupled with the operation of almost zero tolerance, is negatively affecting the EU supply of feed ingredients (Backus et al., 2008), resulting in higher feed costs.

Foodstuffs of animal origin may present microbiological and chemical risks. Such risks require the adoption of rules of hygiene, traceability and labelling. For the egg sector, the Zoonoses Directive is especially relevant. Zoonoses Directive 2003/99/EC and Regulation 2160/2003 regulate sampling, monitoring and control measures. Between Member States, there is a large variation in Salmonella prevalence. In response to the European Food Safety Authority (EFSA) baseline study, each Member State had to make a plan to reduce the salmonella prevalence in laying flocks.

Animal welfare

All Member States have ratified the European Convention for animal protection with principles relating to animal housing, feed and care appropriate to their needs (98/58/EC). The aim is to prevent animals from all unnecessary suffering in three main areas: farming, transport and slaughter. Minimum standards are established to protect and to avoid competition distortions between producers in various Member States.

In the EU, all mutilation is prohibited (annex of Directive 99/74/EC). However, in order to prevent feather pecking and cannibalism, the Member States may authorise beak trimming provided it is carried out by qualified staff on chickens that are less than 10 days old.

Especially relevant for the egg sector is Directive 99/74/EC, laying down minimum standards for the protection of laying hens. The welfare Directive required that from 1 January 2003 the space allowance per hen in conventional cages increased from 450 cm² to 550 cm² per hen. From 2012, laying hens can only be kept in enriched cages or alternative (non-cage) systems. The enriched cage gives each hen 750 cm² surface area, increased cage height, a perch, a nest box and litter. Since this change towards enriched cages has large consequences for the sector, resulting in high additional costs, the impact of this Directive is discussed in Section 1.3.

1.3 Cost of alternative housing systems

The welfare Directive 99/74/EC required that from 1 January 2012 laying hens are housed in so-called enriched cages or in alternative (non-cage) systems. The alternative system described in the EU Directive most resembles the barn/aviary system. Two different housing systems can be distinguished:

- Enriched cages

In comparison to conventional battery cages the group size is enlarged. The enriched cage gives each hen 750 cm² surface area, increased height, a perch, a nest box and litter.

- Barn/Aviary systems

This system is based on floor accommodation (comparable to barn housing) whereby via levels, the hens can also use the vertical space in the house. Each hen has 1,100 cm² of usable area, part of the surface area of the house is covered with litter and in the house there are enough nest boxes and perches for the hens.

To calculate the additional production costs of eggs we compare three different housing systems: a conventional cage with 550 cm² per hen, an enriched cage and the non-cage system, based on the barn/aviary system. Based on results at research stations, field data of layer farms in different countries and expert opinions, assumptions were made on labour input and investments for enriched cages and barn/aviary systems. It is evident that increasing the space allowance per bird will lower the bird density per m² of poultry house. As a result the investment for housing and equipment will increase. For the enriched cage and the barn/aviary, the labour needs and investments for house and equipment per hen place are higher. Table A3.1 in Appendix 3 provides the details.

Based on the field data of layer farms, it can be concluded that there are no major differences between the conventional and the enriched cage regarding egg production, mortality and daily feed intake. In barn/aviary systems egg production is slightly lower and feed intake and mortality are higher than in the cage system. Table A3.2 in Appendix 3 gives the details.

The costs for housing and equipment are calculated for all housing systems. The other variable costs are also calculated for each system (electricity, litter, etcetera). Table 1.1 provides the results. In enriched cages the costs are higher for other variable costs (because of the use of litter material), housing and labour. In the barn/aviary system all cost components are higher and the revenue spent hen is slightly lower (due to a higher mortality). In the enriched cage, the production costs compared to the situation before 2012 (conventional cage accommodation with 550 cm² per hen) are 6% higher. In the barn/aviary system this is +23%.

Table 1.1 Production costs (in euro) for various housing systems for laying hens

	Conventional cage	Enriched cage	Barn/Aviary
Cost (in euro) per hen housed:			
Hen (pullet at 17 weeks)	3.90	3.90	4.40
Feed	12.85	12.85	13.95
Other variable costs	1.29	1.51	1.39
Housing	2.16	3.05	3.65
Labour	0.97	1.04	1.88
General costs	0.27	0.28	0.46
Revenue spent hen	-0.30	-0.30	-0.29
Total cost	21.14	22.35	25.44
<hr/>			
Total cost per egg (eurocent)	5.29	5.59	6.52
Total cost per kg (euro)	0.85	0.90	1.05
Increase (base 550 cm ²), %		6	23

The conclusion is that after implementation of EU Directive 99/74/EC, the housing system with enriched cages produces eggs at the lowest cost. Compared to the situation before 2012 (with conventional cages), the production costs of eggs are 6% higher. The production costs in aviaries are higher compared to enriched cages. This means the market price should be higher to keep the income for the egg producer at a constant level. In this context, it has to be mentioned that other alternative housing systems, such as free range and organic, have even higher production costs than enriched cages and aviaries. Eggs produced in these systems need an even higher premium from the market to compensate the egg producer for the additional costs.

1.4 Economic impact of EU legislation

The poultry sector is governed by EU legislation and its implementation almost always results in additional costs. The layer sector especially is dealing with additional costs related to environmental protection, animal welfare and food safety legislation. For the following aspects, an estimate was made of the additional costs:

Environmental protection

- Manure disposal costs (as result of the N directive).
- Reduction of ammonia emissions (at manure application, manure storage and in the poultry house).

Food safety

- Salmonella control. Cost of hygiene measures, collection of samples and testing, and vaccination.
- Meat-and-bone meal (MBM). The ban on the use of meat-and-bone meal in the EU results in higher feed costs.
- Genetic Modified Organisms (GMO). The strict rules in the EU on the use of GMO crops results in higher feed costs.

Animal Welfare

- Beak trimming. Beak trimming of layers in the EU is only permitted up to 10 days of age. Compared to the situation without any legislation there will be additional feed costs (higher feed intake during rearing) and higher mortality rates.
- Density. Additional housing costs for increasing the space allowance per hen from 450 cm² to 550 cm².
- Enriched cages. Costs of conversion from conventional to enriched cages.

In this study the costs were estimated for the year 2015 based on the average situation in the illustrated EU countries using the method described by Van Horne (2012). It should be stated that there can be a difference in the actual situation per country or per region. Manure disposal costs are an example for this with high costs in certain high poultry concentration areas and just low or no costs at all in other regions with a small number of poultry farms. Figure 1.1 provides all the cost components of the specific legislation. The additional costs directly related to EU legislation are 16% of the total production costs of eggs for the situation in 2015.

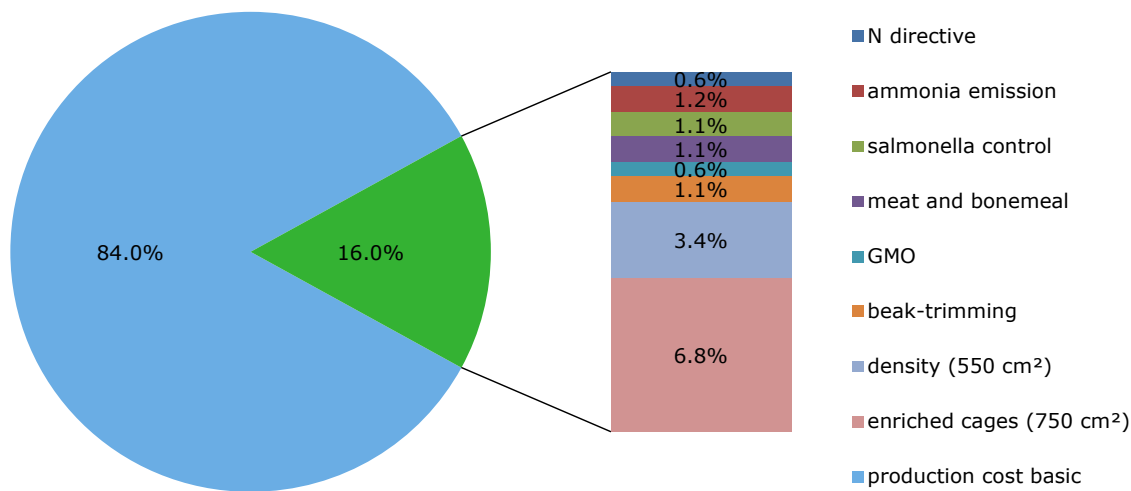


Figure 1.1 Basic production costs (84%) and costs directly related to EU legislation (16%) in 2015

Animal welfare legislation gives the largest increase in production costs. First by increase of the space allowance from 450 cm² to 550 cm² in 2003, followed by the minimum standard with enriched cages in 2012. Other important legislation causing an increase in costs are environmental protection (reduction of ammonia emission), ban on meat-and-bone meal and Salmonella control.

Future European and national legislation may further increase the production costs of eggs. The Member States have the competence to impose stricter rules for their territory in a number of areas. Additional legislation has already been implemented or will be implemented on several topics in the coming years. Examples are reduction of fine dust emission (Germany and the Netherlands) and a ban on beak trimming (Germany and the Netherlands).

1.5 Situation in some third countries

Several reports give an overview of legislation in selected third countries. Van Wagenberg et al. (2012) extensively studied the standards on food safety, environment and animal welfare in several non-EU countries. A study at Wageningen UR (Bracke, 2009) focused on animal welfare regulations and husbandry standards in the poultry sector with special attention for the poultry sector in Brazil and the USA. Also, Van Horne (2012) mapped the situation in the USA, India, Ukraine and Argentina in the egg layer sector. More recently Lichter and Kleibrink (2016) did an extensive analysis on standards for poultry production in 16 important poultry producing countries worldwide. ADAS (2016) made a comparison of regulatory requirement and key practices in the poultry meat supply chain in the EU and USA. This report gives an extensive overview covering the key areas of farm production systems and feed supply.

In general, non-EU countries do not have or have limited legislation on environmental protection, food safety, and animal welfare. In some countries, for example the USA, the standards for food safety and animal health are considered by some to be equivalent to those in the EU. Nevertheless, standards between the EU and third countries do differ with regard to the type of veterinary drugs allowed and GMOs that are approved. Specifically for animal welfare, research shows that the EU standards are the highest in the world. No country outside Europe has such detailed and strict regulations to protect the welfare of poultry (Lichter and Kleibrink, 2016).

In most third countries, the standards for the environment and animal welfare are lacking or the standards are lower than they are in the EU. These topics are not incorporated or only marginally incorporated into trade agreements. Internationally accepted conventions or standards exist for food safety (Codex Alimentarius), animal health and animal welfare (OIE), but do not exist for the environment. OIE codes are a recommendation to its members and the OIE has no power to force

their members to follow the recommendations or standard laid down in the codes. Food safety and animal health are important aspects in negotiating and establishing trade agreements, but the environment and animal welfare are not or are not high on the agenda (Van Wagenberg et al., 2012).

Important exporters of eggs and egg products to the EU are USA, India, Argentina and Ukraine (see Appendix 2). These countries have no food safety regulations that are similar to those in the EU, such as the ban on meat-and-bone meal and lack of rules on the use of GMO crops as ingredients in poultry feed. In the following sections we summarise the main characteristics of the egg sector, the export position, the legislation on animal welfare and the production standards for these egg producing countries.

USA

Egg production in the USA is mainly concentrated in the Mid-West. In the commercial egg sector numerous independent producers are marketing on a local basis, applying price competition as a major component of their marketing strategy. The top 20 egg producers have in total 230 million layers, representing 80% of the sector. These companies have the 'economies of scale' and have a high efficiency in production, marketing and distribution. The USA is a large exporter of eggs and egg products.

The issue of animal welfare has become a more significant consumer concern in the USA in recent years. Although there is hardly any legislation with regard to laying hen welfare, the producers' organisation United Egg Producers (UEP) has established voluntary guidelines to improve the welfare of laying hens. The guidelines include provisions for more space for layers in cages, conditions for moulting and standards for beak trimming. Within the UEP programme the birds have more space in the cage. The space allowance per bird is 432 cm² for white layers. White layers constitute 93% of the total layer population. Participating producers will be audited annually through an independent certification programme. At this point the market for alternative (non-cage) eggs in the USA is around 9% (IEC, 2016). Proposed federal legislation (2011 proposal) that would have set national standards for egg production in the USA were not accepted by the government. The proposal was to replace conventional cages by enriched cages (similar to EU standards), after a transition period of 15 to 18 years. The State of California has already additional legislation for the housing of layers. Also some other states, with no significant production of eggs, have some kind of legislation with various effective dates. There is no federal legislation in the USA. In 2015 almost all major retailers, foodservice and food companies announced to purchase only cage-free shell egg and egg products by the year 2020 or 2025. This change in market demand is expected to increase the share of layers kept in enriched cage or non-cage systems to around 60% in 2025, although it is suggested that this transition might not happen on time.

Ukraine

Ukraine is one of the new eastern neighbours of the EU. After Ukraine became independent in 1991 the principles of the free market economy were introduced. Since the egg sector was privatised in 1998, it has shown remarkable progress. Although all major laying breeds can be found in the country, bird performance often lags behind their capabilities. However, in recent years performance has improved as a result of better management, improved feed quality and a modern health service. Two large companies with each millions of layers dominate the egg market in Ukraine: Ovostar and Avangard. Ukraine exports grew rapidly in recent years and in 2016 Ukraine was the most important supplier of eggs and egg products to the EU.

In Ukraine there is no governmental legislation for a minimum space allowance for laying hens. It is estimated that on the farms the hens have between 350 and 400 cm² per bird. The Ministry of Agriculture has the objective to adapt national legislation on animal welfare to the standards of the EU. The exact time schedule is not known, but the year 2020 was mentioned (ITAVI, 2016).

Argentina

The egg sector in Argentina is growing steadily in terms of production, value and exports. In 2016 Argentina had 42 million layers. Beside the production of shell eggs Argentina also has a growing egg

processing sector. The egg sector has contributed to reversing the country's situation from being an importer of egg products to being an important exporter.

No legislation regulating specific animal welfare practices for laying hens exists in Argentina. In 2009 a survey was conducted and interviews with producers and businessmen in the egg sector were held. The survey was undertaken by the University of Buenos Aires and included 30 operations (UBA, 2009). Factors directly related to layer welfare include space allowances and methods of beak trimming. All farms in the survey kept layers in cages. The type of cage differed between farms. The average space allowance was 372 cm² per hen. However, there was a wide range from 278 cm² (8 companies) to 500 cm² per hen (1 company). All surveyed farms used pullets that had their beaks trimmed. The average age at which this was performed was 12 days with a range of 6 to 28 days. The beak trimming also differed in how much of the beak was trimmed, with the majority of farms trimming between one quarter and one third of the beak. A report from Wageningen UR (van Horne et al., 2010) gives an extensive overview of the animal welfare situation in the layer, broiler and pig sector in Argentina.

India

India is a large egg producer and exports shell eggs and dried egg products. A number of egg powder plants have been developed for export. There are 20,000 farms around the country. The farm size varies from 5,000 birds per farm to a maximum of 500,000 birds. Most of the farms keep laying hens until 76 weeks of age and forced moulting is not practiced in India. Although western breeds are used in India, the local breed BV-300 has a high market share. This breed is completely acclimatised to the Indian agroclimatic and feed conditions, resulting in high egg production.

Most commercial layers kept on modern farms have open-sided houses where birds are housed in 3 to 4 rows and three-tier conventional cages. The standard cage size for 3 birds is 37.5 cm by 30 cm. The space allowance is 375 cm² per bird. This is much lower than the current EU standard of 750 cm² per bird. Animal welfare standards do not exist. Animal welfare is not an issue for the government in India and in real life improving animal welfare is limited by the poverty of a great part of the population and the life philosophy within the Hindu culture (Bracke, 2009). The growing population in India will increase the local market for eggs, making export efforts unnecessary for Indian producers. However, some of the larger companies are exporting egg powder to the EU and Japan.

2 Production costs of eggs in selected EU countries

2.1 Production costs of enriched cage eggs

The production costs of shell eggs produced by hens housed in enriched cages has been researched for the following countries: the Netherlands (NL), Germany (DE), France (FR), the UK, Spain (ES), Italy (IT), Denmark (DK) and Poland (PL). These countries are important egg producing countries within the EU. The results presented in this chapter relate to the year 2015. All costs in this report are given in euros.

2.1.1 Production costs at primary farm

Figure 2.1 provides an insight into the build-up of primary production costs. The production costs can be divided into six components: hen (cost of young hen at 20 weeks, less the revenue from the spent hen), feed (feed costs during the laying period), other (all other variable costs e.g. electricity and animal health), labour (cost of the labour of the farmer or a farm worker), housing (depreciation, interest and maintenance cost on building and equipment) and general (book-keeping, clothing, insurance and, if relevant, manure disposal costs).

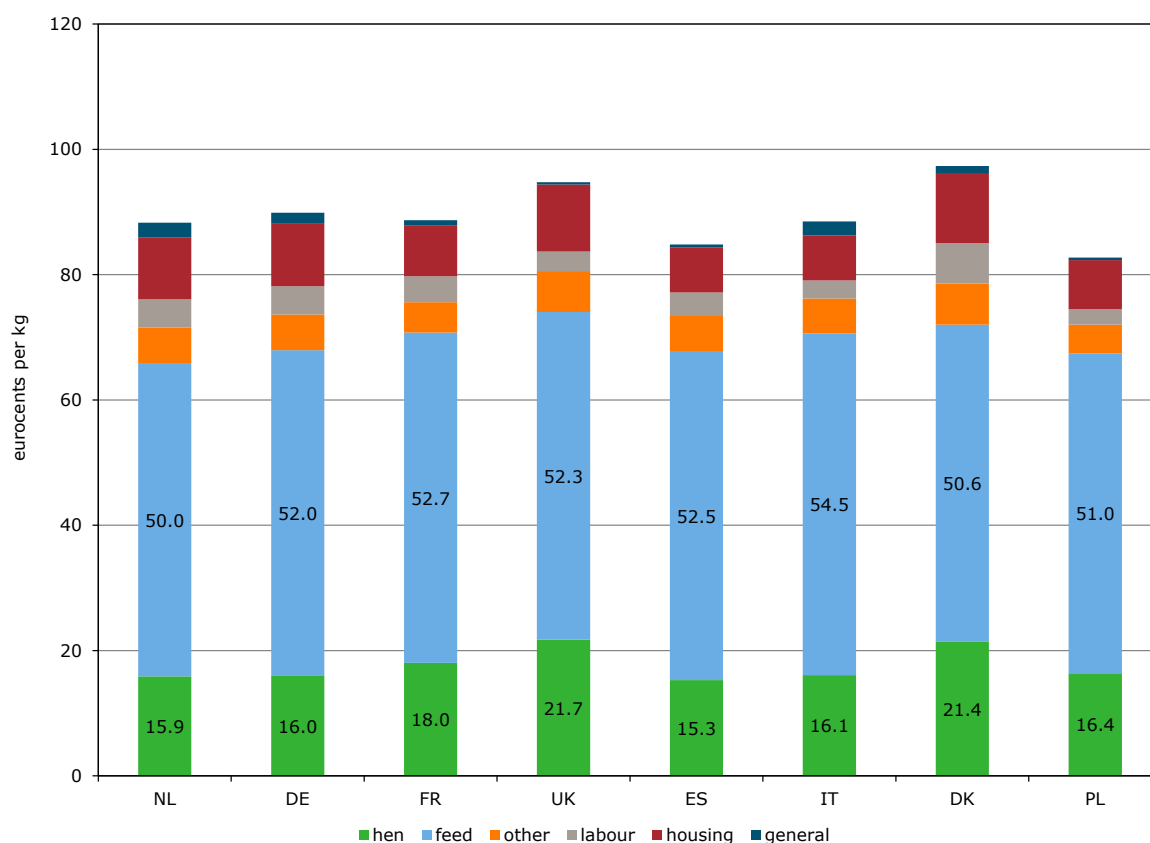


Figure 2.1 Cost of primary production in enriched cages in some EU countries (eurocents per kilogram of eggs) in 2015

The costs of primary production (in eurocents per kilogram of eggs) are the highest in Denmark and in United Kingdom. The costs in the Netherlands, Germany, France and Italy are approximately the

average of 89 eurocents per kg of eggs. In Spain and Poland the costs of production are at the lowest level of the selected EU countries.

In Table 2.1 the data are given which are used in the calculations. Table 2.2 gives the results.

Table 2.1 Data on egg production in selected EU countries in 2015 (enriched cages)

	NL	DE	FR	UK	ES	IT	DK	PL
Feed price (euro /100 kg)	25.0	26.0	25.1	26.2	26.0	27.0	26.1	24.9
Price hen at 20 weeks (euro/hen)	4.32	4.34	4.22	4.83	3.85	3.95	4.83	4.22
Laying period (days)	450	450	415	395	430	420	395	420
Eggs per hen	400	400	350	347	370	365	358	365
Egg weight (g)	61.0	61.0	62.0	64.0	64.0	63.0	62.9	62.0
Feed conversion	2.00	2.00	2.10	2.00	2.02	2.02	1.94	2.05

Table 2.2 Costs of primary production (in eurocents per kilogram of enriched cage eggs) in selected EU countries in 2015

	NL	DE	FR	UK	ES	IT	DK	PL
Total costs inclusive labour	88.3	89.9	88.7	94.8	84.8	88.5	97.3	82.7
Total costs exclusive labour	83.8	85.4	84.6	91.6	81.2	85.6	90.9	80.3
Hen cost at 20 weeks	17.7	17.8	19.5	21.7	16.2	17.2	21.4	18.6
Feed	50.0	52.0	52.7	52.3	52.5	54.5	50.6	51.0
Other	5.7	5.7	4.8	6.5	5.8	5.6	6.6	4.6
Labour	4.5	4.5	4.1	3.1	3.6	2.9	6.5	2.5
Housing	9.9	10.1	8.1	10.7	7.2	7.2	11.0	7.8
General	1.0	1.0	0.8	0.9	0.8	0.8	0.9	0.7
Manure disposal	1.4	0.7	0.0	-0.6	-0.3	1.4	0.4	-0.3
Revenue spent hen	-1.8	-1.8	-1.4	0.0	-1.0	-1.1	0.0	-2.3

The differences in costs for the primary production are mainly caused by differences in feed costs, the price of young hens (pullets), housing costs and manure disposal costs. Within the EU countries the price of feed in Italy is the highest and the prices in Poland, the Netherlands and Denmark are the lowest. Young hens (pullets) are relatively cheap in Spain and Italy (see Table 2.1). Poland has the advantage of low labour costs and the revenues for manure (see Table 2.2). While farmers in the Netherlands and Germany have good technical results, the production costs in an EU context are on an average level. This is caused by higher housing costs, but also by the high manure disposal costs. All countries have a revenue for spent hens, except for Denmark and the UK. The average production cost in the EU, based on these eight countries, is 89 eurocents per kg of eggs.

2.1.2 Production costs egg powder

The cost of producing egg powder are made up of the cost of eggs and the cost of processing. The costs are calculated based on processing in a large commercial egg powder plant. The basic assumption is that the dry matter content of the eggs is 20.5%. The main components in the processing are building and equipment (39%), labour (26%) and energy (22%). The other costs (13%) are for packaging and costs of sales. These costs vary from country to country. However, because all processing plants in the EU use advanced modern equipment, it is assumed that the differences in processing between countries are mainly a result of differences in labour costs. Also differences in interest rates between countries are taken into account and have an impact on the annual costs of building and equipment. Table 2.3 gives the final results of costs at farm level and the costs of processing in euros per kg egg powder. Figure 2.2 gives the same data in a graph. The results show that the processing costs amount to approximately 20% of the total cost to produce egg powder. The difference between the cost levels of the most expensive country (Denmark) and the cheapest country (Poland) is 9% above and 9% below the EU average.

Table 2.3 Cost of primary production, cost of processing and total costs in eurocents per kg egg powder made of enriched cage eggs

	NL	DE	FR	UK	ES	IT	DK	PL
Farm level costs	431	438	433	462	414	432	475	404
Processing costs	111	112	105	105	103	99	116	90
Total	542	550	538	567	517	531	591	494

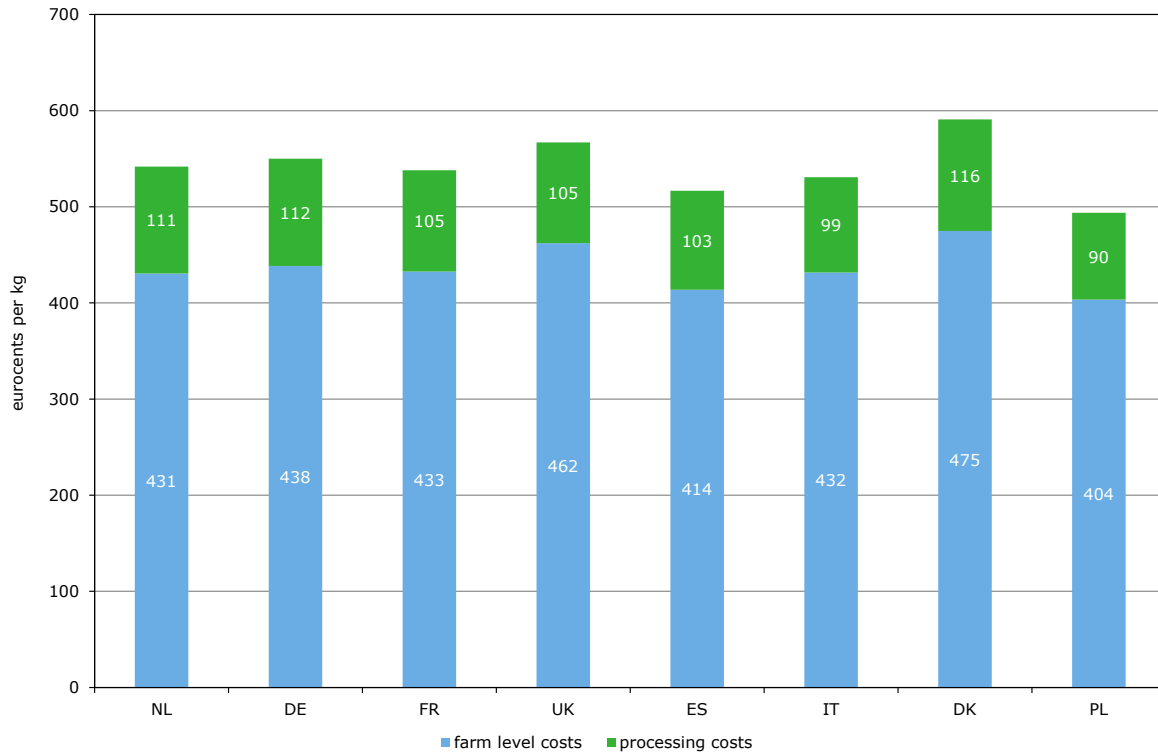


Figure 2.2 Cost of production of whole egg powder from enriched cages in some EU countries (eurocents per kilogram of egg powder) in 2015

2.2 Production costs of barn eggs

The production costs of shell eggs produced by hens housed in barns has been researched for the same EU countries: the Netherlands (NL), Germany (DE), France (FR), the UK, Spain (ES), Italy (IT), Denmark (DK) and Poland (PL). Calculations are based on keeping hens in an aviary system with a density of maximum 18 hens per square meter poultry house. All countries provided the production results based on laying period, number of eggs, feed conversion and mortality. Also investment in building and equipment and labour input was estimated.

2.2.1 Production costs at primary farm

Figure 2.3 provides an insight into the build-up of primary production costs. The production costs can be divided into six components: hen (cost of young hen at 20 weeks, less the revenue from the spent hen), feed (feed costs during the laying period), other (all other variable costs e.g. electricity and animal health), labour (cost of the labour of the farmer or a farm worker), housing (depreciation, interest and maintenance cost on building and equipment) and general (book-keeping, clothing, insurance and, if relevant, manure disposal costs).

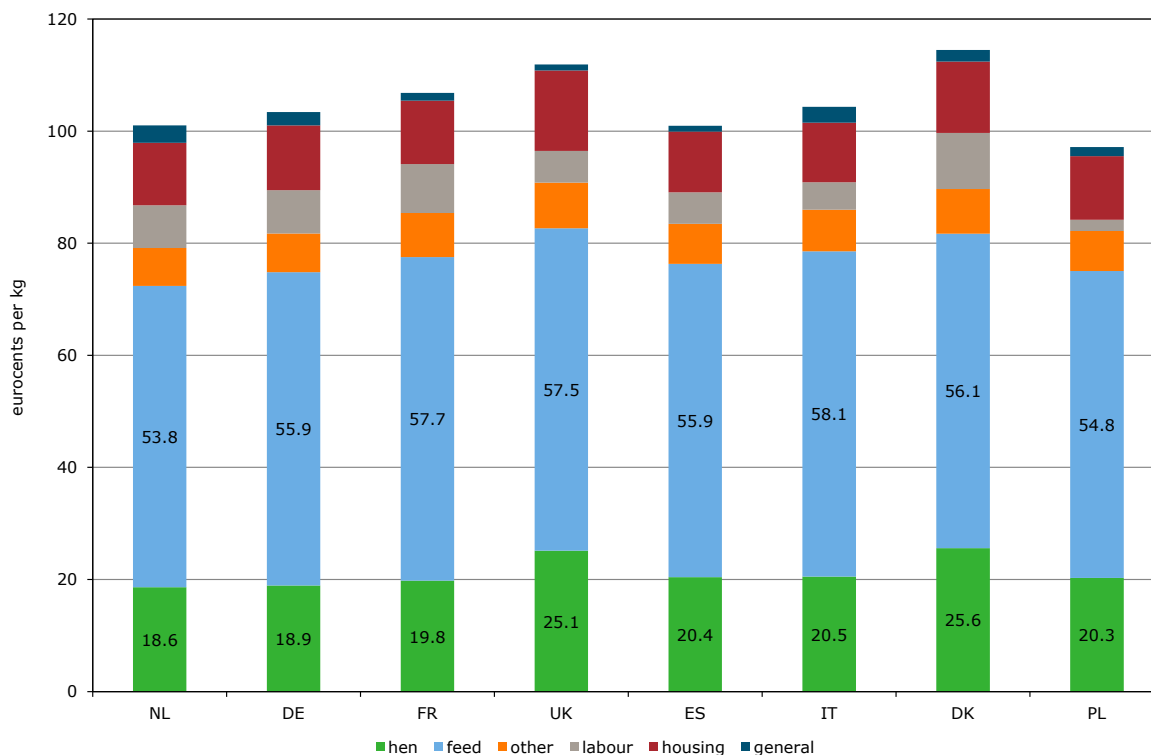


Figure 2.3 Cost of primary production in barns in some EU countries (eurocents per kilogram of eggs) in 2015

The costs of primary production (in eurocents per kilogram of eggs) are the highest in Denmark and United Kingdom. The costs in Italy and France are approximately the EU average of 105 eurocents per kg of eggs. In Poland, Spain and the Netherlands the costs of production of barn eggs are at the lowest level of the selected EU countries. Table 2.4 gives the details of the results.

Table 2.4 Costs of primary production (in eurocents per kilogram) of barn eggs in some EU countries in 2015

	NL	DE	FR	UK	ES	IT	DK	PL
Total costs inclusive labour	101.0	103.4	106.8	111.9	101.0	104.3	114.5	97.2
Total costs exclusive labour	93.4	95.7	98.1	106.2	95.3	99.4	104.5	95.2
Hen cost at 20 weeks	20.9	21.3	21.7	25.1	21.8	21.3	25.6	22.8
Feed	53.8	55.9	57.7	57.5	55.9	58.1	56.1	54.8
Other	6.8	6.9	7.8	8.1	7.2	7.4	8.0	7.1
Labour	7.6	7.7	8.8	5.7	5.6	4.9	10.0	2.0
Housing	11.1	11.5	11.3	14.3	10.8	10.6	12.7	11.4
General	1.6	1.6	1.4	1.7	1.4	1.3	1.7	1.2
Manure disposal	1.5	0.7	0.0	-0.6	-0.3	1.5	0.4	0.4
Revenue spent hen	-2.3	-2.3	-1.9	0.0	-1.4	-0.7	-0.1	-2.5

The differences in costs for the primary production are mainly caused by differences in feed costs, the price of young hens (pullets), housing costs and manure disposal costs. The Netherlands has relatively low production costs as a result of good performance with a high egg production. Similar to the comparison for enriched cage eggs, Denmark and UK have the highest production costs for barn eggs. The average production costs in the EU, based on these eight countries, are 105 eurocents per kg of eggs. This is 18% higher compared to the average for the enriched cage eggs.

2.2.2 Production costs egg powder

The cost of producing egg powder is made up of the cost of eggs and the cost of processing. The costs are calculated based on processing in a large commercial egg powder plant. The basic assumptions are similar to those of processing enriched cage eggs (see Section 2.1.2). Table 2.5 gives the final results of costs at farm level and the costs of processing in euros per kg egg powder. Figure 2.4 gives the same data in a graph.

The results show that the processing costs amount to approximately 18% of the total cost to produce egg powder. The difference between the cost levels of the most expensive country (Denmark) and the cheapest country (Poland) is 9% above and 9% below the EU average.

Table 2.5 Cost of primary production, cost of processing and total costs in eurocents per kg egg powder of barn eggs

	NL	DE	FR	UK	ES	IT	DK	PL
Farm level costs	493	504	521	546	492	509	558	474
Processing costs	111	112	105	105	103	99	116	90
Total	604	616	626	651	595	608	674	564

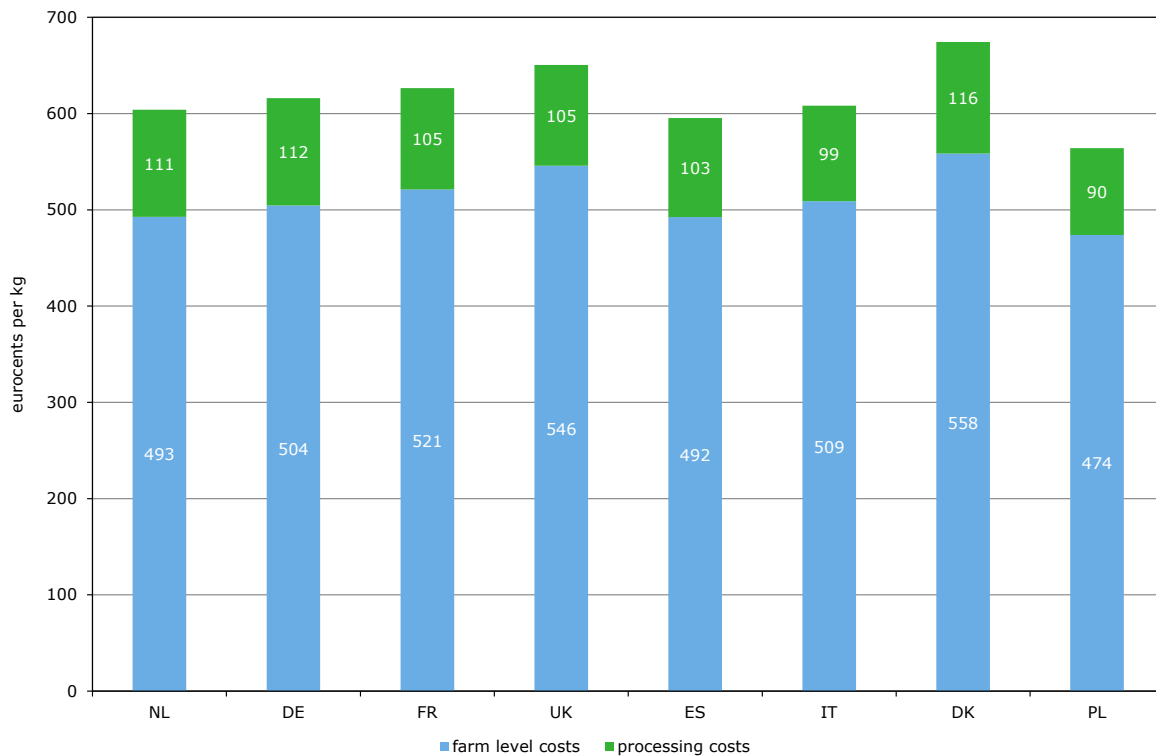


Figure 2.4 Cost of production of whole egg powder from barns in some EU countries (eurocents per kilogram of egg powder) in 2015

The average production cost of egg powder, based on barn eggs in the EU, and based on these eight countries, is 617 eurocents per kg of eggs. This is 14% higher compared to the average for enriched cage eggs.

3 Production costs of eggs in selected non-EU countries

3.1 Production costs of cage eggs

The production costs of shell eggs for consumption has been researched for the following non-EU countries: Ukraine (UKR), the United States of America (USA), Argentina (ARG) and India (IND). These four countries were the main exporters of eggs and egg products to the EU in 2015. Appendix 2 gives an overview of the main exporters of eggs and egg products (in egg equivalent) to the EU. The production costs of the third countries are presented in euros.

3.1.1 Production costs at primary farm

Figure 3.1 provides an insight into the build-up of primary production costs, and includes a comparison with the average EU level. The hen costs are defined as the hen cost at 20 weeks, less the revenue of the spent hen. General costs are the actual general costs plus the manure disposal costs, or less the revenue of manure (see Table 3.1 for the details).

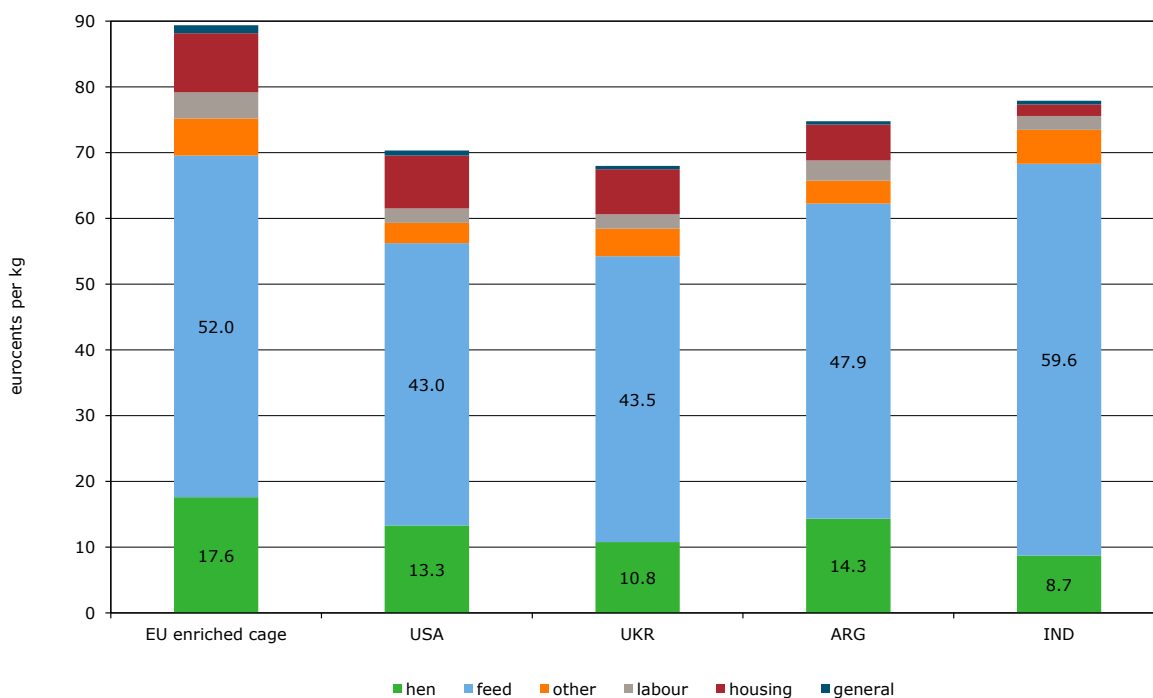


Figure 3.1 Cost of primary production in enriched cages in the EU (average) and conventional cages in some non-EU countries (eurocents per kilogram of eggs) in 2015

The costs of primary production in all four third countries are clearly lower than in the EU. In Ukraine the costs are 24% lower than the EU level. The difference with the USA, Argentina and India is smaller; the production costs are 13 to 21% below the EU average of 89 eurocents per kg of eggs. Table 3.1 gives an overview of the input data used for the calculation and Table 3.2 indicates the results.

Table 3.1 Data on egg production in selected non-EU countries in 2015

	EU	USA	UKR	ARG	IND
Feed price (euro /100 kg)	25.8	21.7	20.7	22.3	24.5
Price hen at 20 weeks (euro/hen)	4.32	3.44	3.35	3.72	2.80
Laying period (days)	422	490	420	430	420
Eggs per hen	369	414	345	360	350
Egg weight (g)	62.5	60.0	63.5	63.0	56.0
Feed conversion	2.02	1.98	2.10	2.15	2.43

Table 3.2 Costs of primary production (in eurocents per kilogram of eggs) in some non-EU countries in 2015

	EU	USA	UKR	ARG	IND
Total costs inclusive labour	89.4	70.3	68.0	74.8	77.9
Total costs exclusive labour	85.4	68.1	65.8	71.7	75.8
Hen cost at 20 weeks	18.8	13.8	15.3	16.4	14.3
Feed	52.0	43.0	43.5	47.9	59.6
Other	5.7	3.1	4.2	3.5	5.2
Labour	4.0	2.2	2.2	3.1	2.1
Housing	9.0	8.0	6.8	5.5	1.7
General	0.9	0.8	0.5	0.5	0.6
Manure disposal	0.3	0.0	0.0	0.0	0.0
Revenue spent hen	-1.2	-0.5	-4.5	-2.1	-5.5

The feed price determines the total production costs to a significant extent. The feed price is considerably lower in Ukraine, the USA and Argentina than it is in the EU. The lower feed price in these countries can largely be explained by the domestic availability of sizeable quantities of feed ingredients such as maize and soy beans. European producers partly depend on South American imports for some of their feed ingredients. The costs of storage, transport and merchant's profit increases the price of feed ingredients in Europe. The price of a young hen is also lower because of the low feed price.

In addition to the aforementioned differences in the feed and young hen prices, some third countries also have the advantage of lower housing costs and labour costs. Wages are much lower in Ukraine, Argentina and India. The difference in labour costs between Europe and the USA is mainly attributable to the social security system, with higher employer charges being paid in Europe.

In all mentioned third countries, producers have lower costs because legislation on environment, food safety and animal welfare is less stringent than in the EU. See chapter 1.

3.1.2 Production costs egg powder

The cost of producing egg powder consists of the costs of eggs and the cost of processing. The costs are calculated based on processing in a large commercial egg powder plant. The calculations are similar to the method described in Section 2.1.2. Table 3.3 gives the final results of costs at farm level and the costs of processing in euros per kg egg powder. Figure 3.2 gives the same data in a graph.

Table 3.3 Cost of primary production, cost of processing and total costs in eurocents per kg egg powder of cage eggs

	EU	USA	UKR	ARG	IND
Farm level costs	436	343	332	365	380
Processing costs	105	94	90	97	84
Total	541	437	421	462	464

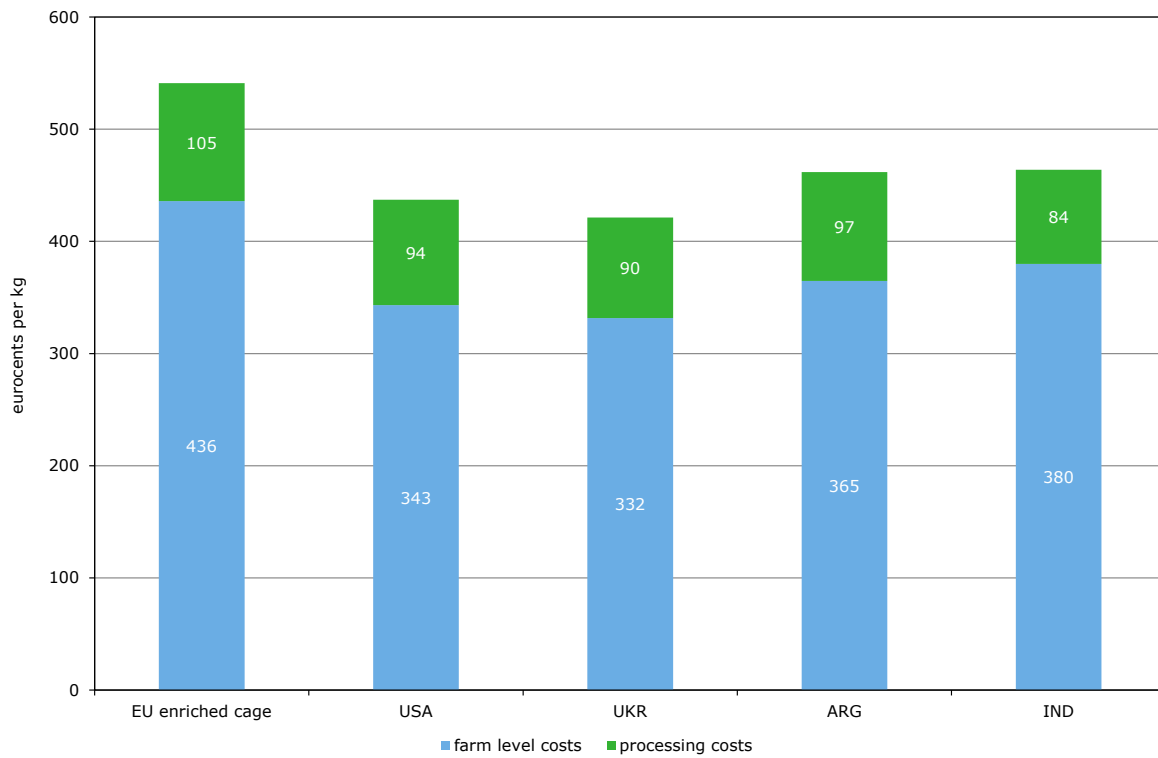


Figure 3.2 Cost of production of whole egg powder in some non-EU countries (eurocents per kilogram of egg powder) in 2015

With regard to the production costs of egg powder in the non-EU countries, Figure 3.2 shows that the USA and Ukraine are 19% and 22% cheaper than the average EU level. The difference in production costs between the EU and India and Argentina are approximately 15%.

4 Results of different scenarios

In this chapter four scenarios have been defined (Section 4.1), which have been examined for shell eggs (Section 4.2) and for whole egg powder (Section 4.3). In all figures, the EU level is an average of the eight EU countries shown in Chapter 2.

4.1 Description of the scenarios

To show the impact of a possible change in import levies and a change in the exchange rate on the competitiveness of EU egg producers and egg processors, four scenarios for the future have been developed:

1. 50% reduction of the EU import levies on egg and egg products, as a possible result of a new multilateral (WTO) agreement or bilateral agreement.
2. 10% lower exchange rates of the US dollar, Argentine peso, Ukrainian hryvnia and Indian rupee. The average exchange rate in 2015 was used to convert the production costs of all countries to euros. In Appendix 1 the development of the exchange rate of some non-EU countries is given. The graph in Appendix 1 illustrates that a 10% lower exchange rate is a realistic scenario;
3. A combination of 50% lower import levies and a 10% lower exchange rate of the third countries' currencies.
4. A combination of no import levies and a 10% lower exchange rate of the third countries' currencies. This is the 'worst-case' scenario.

4.2 Shell eggs

4.2.1 Basic situation

In order to form an idea of the transport costs from the major production area of a country to an EU market region, in this case Frankfurt am Main in Germany, the transport costs have been added to the production costs on the basis of a full truck load of shell eggs. For that purpose an offer price in Frankfurt am Main has been calculated, which is the total of production costs (farm level and processing), transportation costs and import levies. The results clearly indicate that it was not possible for the egg producers in the selected non-EU countries to compete in the supply of shell eggs to Germany in 2015. The horizontal line indicates the EU level of total costs, including the 3 eurocents/kg costs of transport to Frankfurt. Ukraine could be a threat for EU egg producers, but the current 30 eurocents/kg levy on imports means that it is not cost effective to export shell eggs to the EU market. Figure 4.1 also shows that imports from Indian and Argentine producers will not be competitive in a situation if there were to be no import levies, because of the high transport costs.

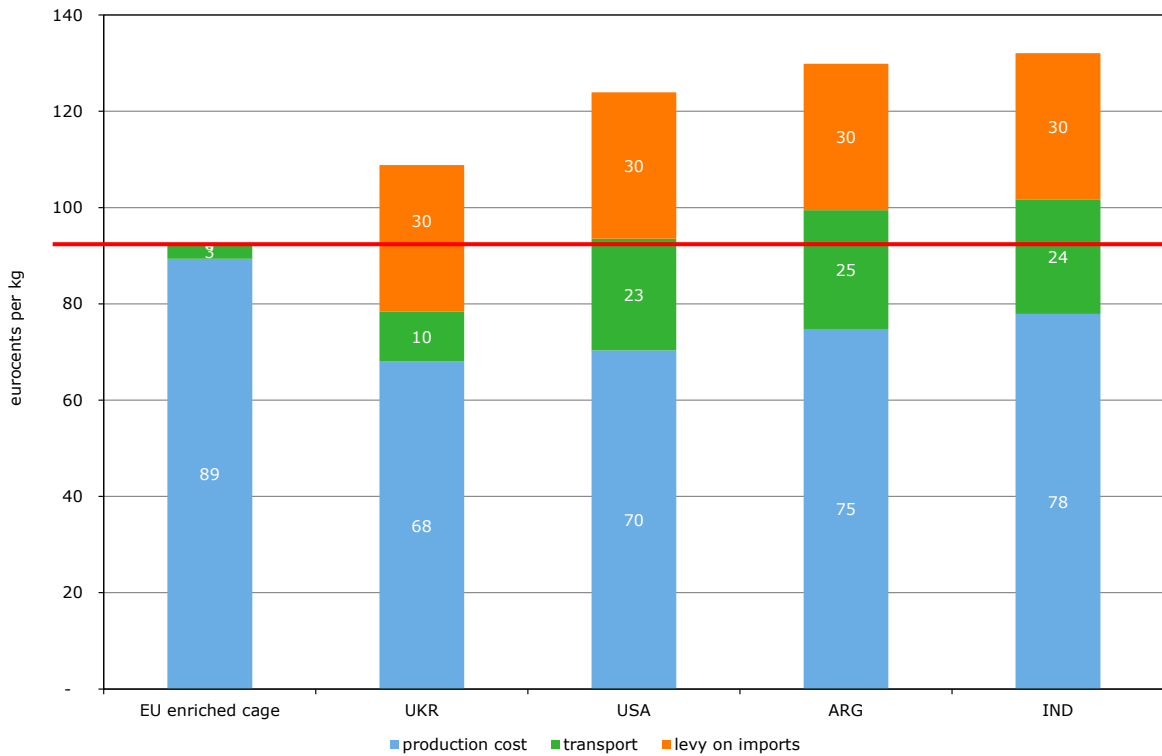


Figure 4.1 Offer price of shell eggs (cage eggs) in Germany from EU average (enriched cages; horizontal line) and non-EU countries in eurocents per kilogram of egg (basic situation)

Figure 4.2 shows that if shell eggs from barn systems produced in EU countries would have to compete on the world market, then eggs from Ukrainian producers would be competitive, even in a situation with import levies. However, this is not really the case, because barn eggs are sold on a specific market. Therefore, this is not included in the scenarios.

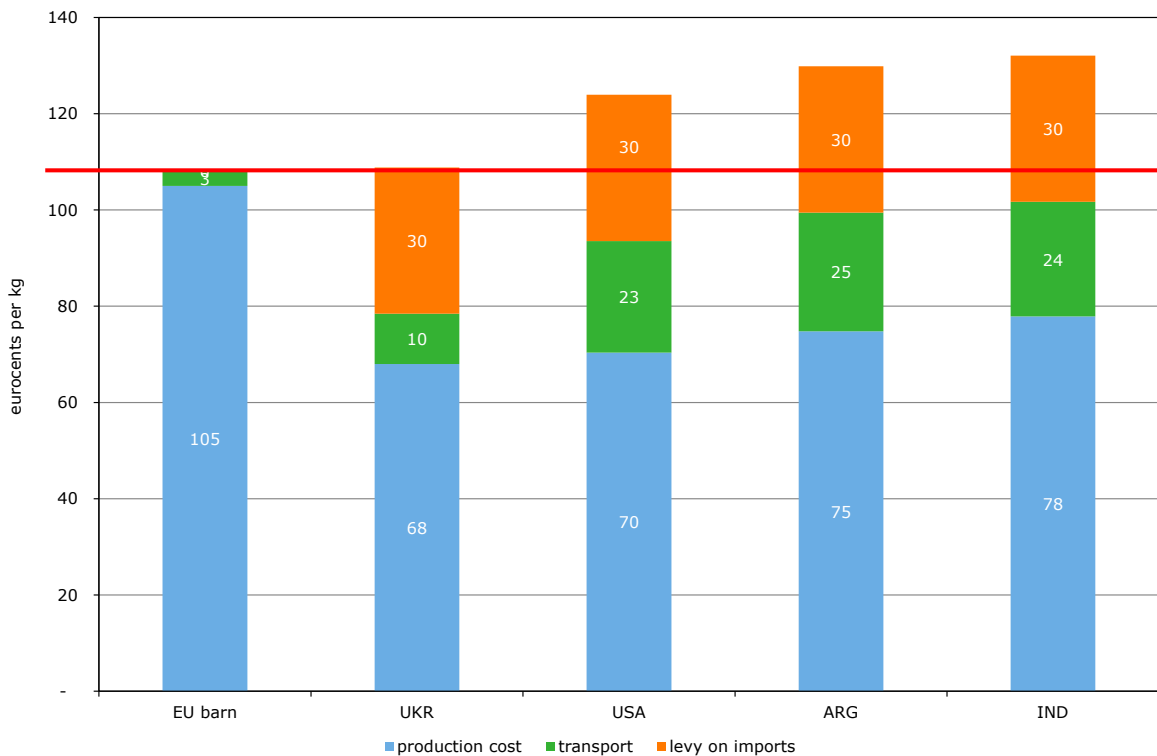


Figure 4.2 Offer price of shell eggs in Germany from EU average (barn eggs; horizontal line) and non-EU countries (cage eggs) in eurocents per kilogram of egg (basic situation)

4.2.2 Scenario 1 - Lower EU import levies

In the first scenario the impact of 50% lower levies on imports into the EU has been examined. As Figure 4.3 illustrates, in this scenario Ukraine would be the most competitive supplier of shell eggs to Frankfurt in 2015. The result of the lowering of the import levies is that Ukraine can almost compete on the EU market. In this scenario other non-EU countries would not be competitive on the EU market.

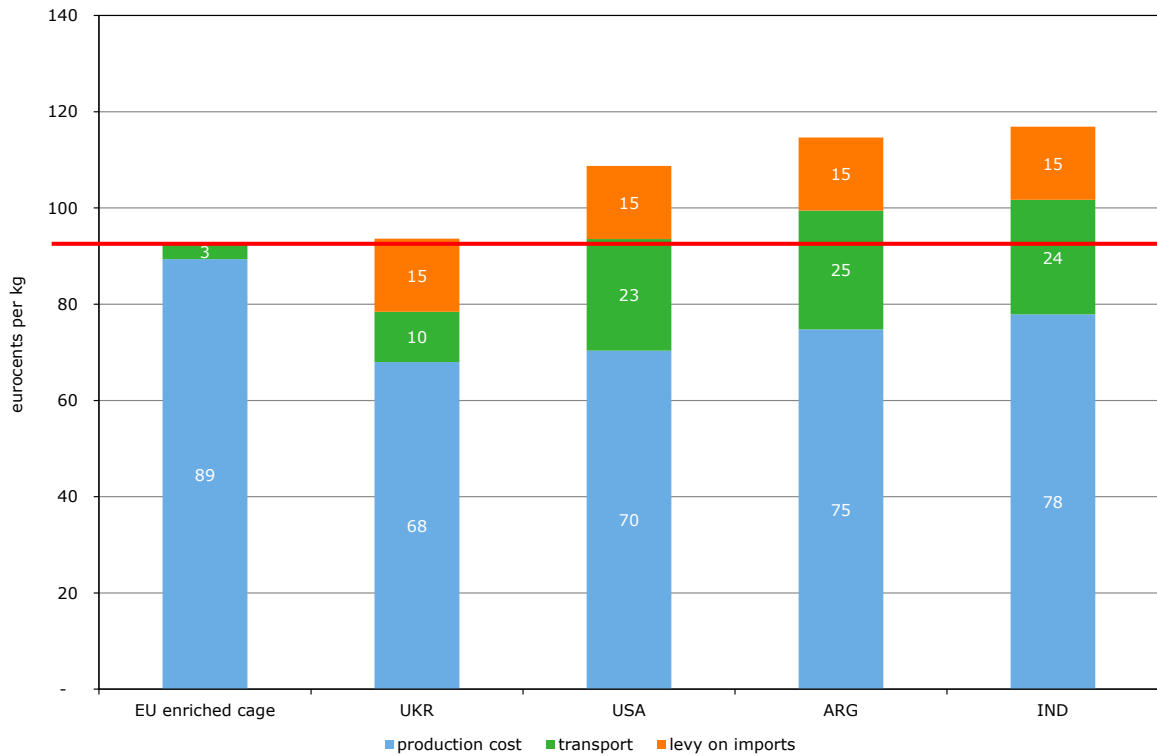


Figure 4.3 Offer price of shell eggs (cage eggs) in Germany from EU average (horizontal line) and non-EU countries in eurocents per kilogram of egg (scenario 1: 50% lower import levies)

4.2.3 Scenario 2 - Lower exchange rates

This second scenario evaluates the consequences of 10% lower exchange rates of the currencies of all non-EU countries. Lower exchange rates have less impact than the lower import levies of scenario 1. Figure 4.4 shows that in the case of 10% lower exchange rates none of the non-EU countries would be real competition on the EU market.

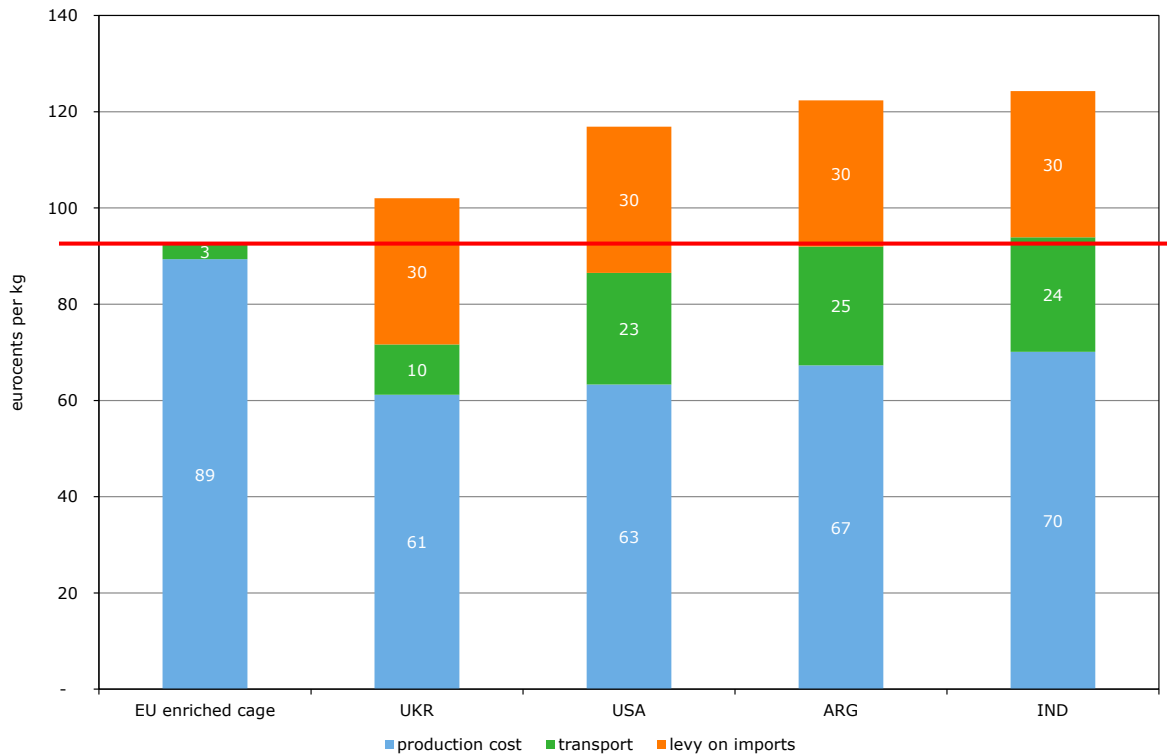


Figure 4.4 Offer price of shell eggs (cage eggs) in Germany from EU average (horizontal line) and non-EU countries in eurocents per kilogram of egg (scenario 2: 10% lower exchange rates)

4.2.4 Scenario 3 - Combination of lower import levies and lower exchange rates

The third scenario is a combination of the previous scenarios: 50% lower import levies and also 10% lower exchange rates of all non-EU currencies. The consequences of the combination of 50% lower levies on imports and 10% lower exchange rates are indicated in Figure 4.5. In this scenario, Ukraine obtains a very competitive position on the EU market for shell eggs. The other non-EU countries would not be competitive.

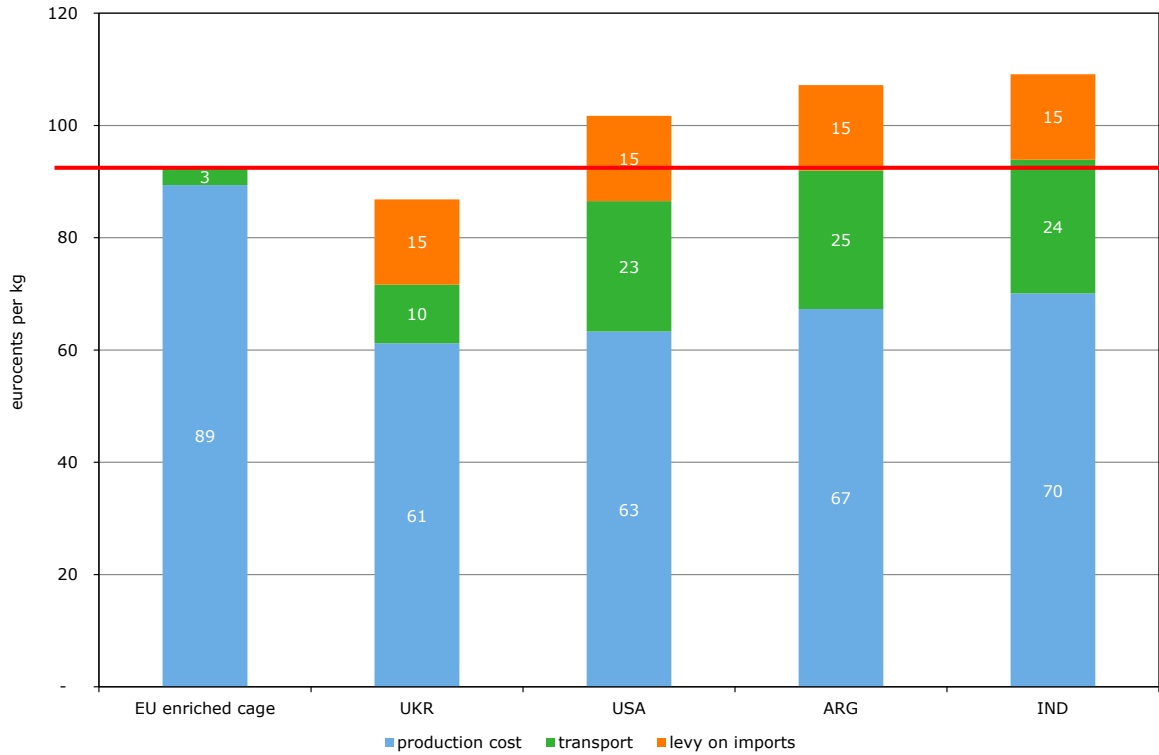


Figure 4.5 Offer price of shell eggs (cage eggs) in Germany from EU average (horizontal line) and non-EU countries in eurocents per kilogram egg (scenario 3: 50% lower import levies and 10% lower exchange rate)

4.2.5 Scenario 4 - Combination of zero import levies and lower exchange rates

This scenario is a combination of zero import levies and 10% lower exchange rates of all non-EU currencies. In fact this is a 'worst case' scenario. The consequences of the combination of no import levies and 10% lower exchange rates are indicated in Figure 4.6. In this scenario the Ukraine is very competitive on the EU market. Also, the USA has a lower offer price than the EU producers. The difference in offer price for Argentina and India compared to the EU producers is very small.

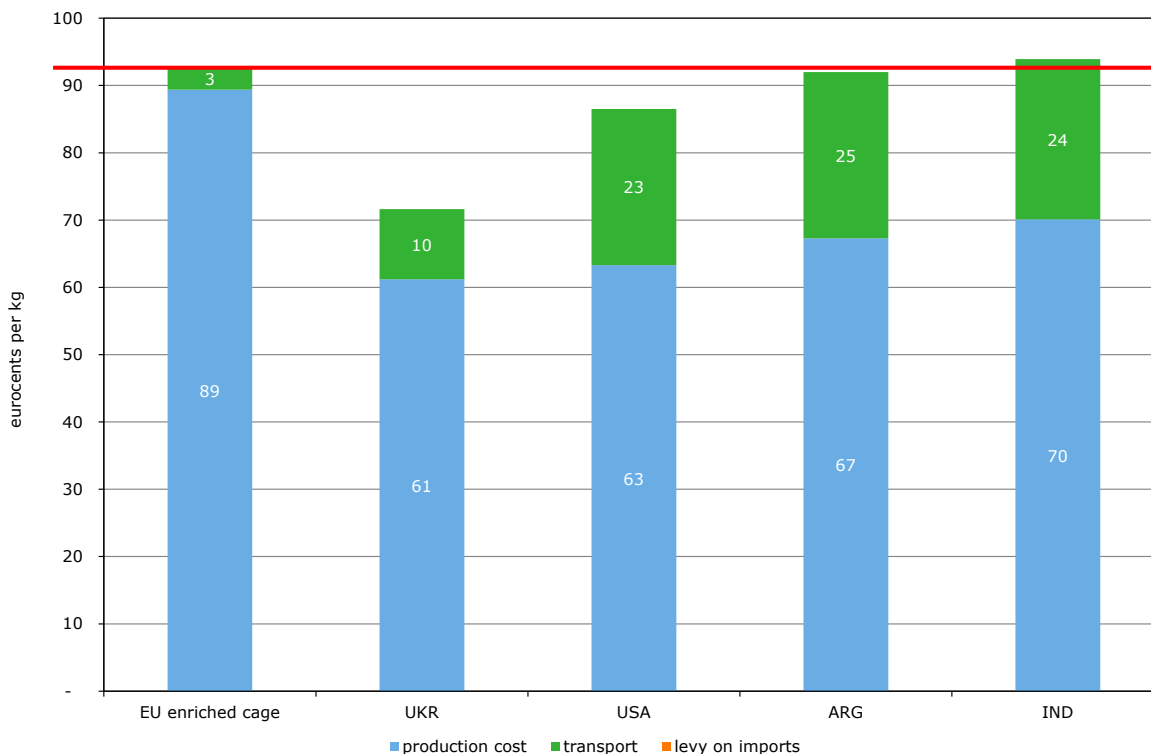


Figure 4.6 Offer price of shell eggs (cage eggs) in Germany from EU average (horizontal line) and non-EU countries in eurocents per kilogram egg (scenario 4: zero import levies and 10% lower exchange rates)

4.3 Whole egg powder

Egg powder is more suitable for long distance transport than shell eggs because there is no decrease in product quality after months of storage. Another advantage of egg powder is the relatively low cost of transport as the product is dried.

4.3.1 Basic situation

The assumed market location is Frankfurt am Main in Germany, for which an offer price has been calculated. The offer price is the total of production costs, processing costs, transportation costs and import levies. The results are shown in Figure 4.7. This figure shows that for whole egg powder the competition of non-EU countries is a real threat. However, the levies on imports still provide enough protection for whole egg powder entering the EU market. If there were to be no levies on imports, all suppliers of whole egg powder from the non-EU countries illustrated would have been very competitive on the EU market in 2015. It has to be recognised that, in contrast to shell eggs, the product quality of egg powder is not affected by long-distance transport.

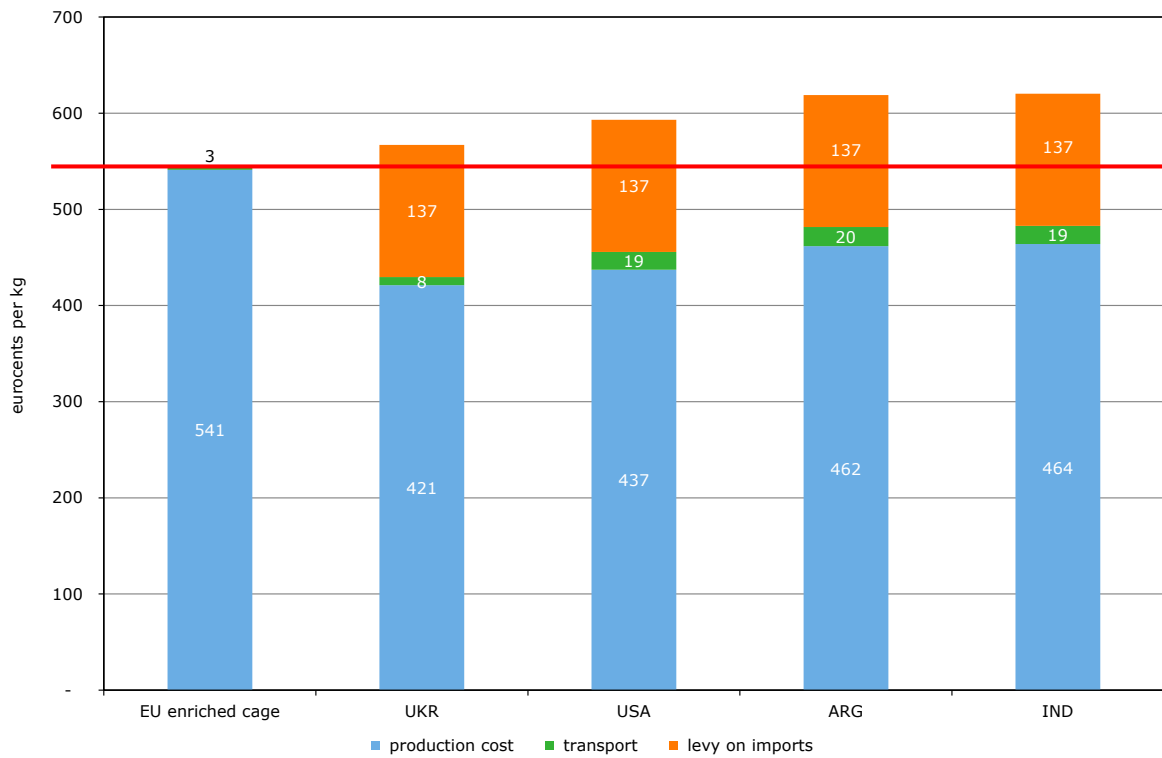


Figure 4.7 Offer price of whole egg powder (cage eggs) in Germany from EU average (enriched cage; horizontal line) and non-EU countries in eurocents per kilogram (basic situation)

Figure 4.8 shows that if egg powder in the EU would be produced from barn eggs, then this product could not compete with egg powder from non-EU countries, even in a situation with full import levies. However, in practice egg powder made from barn eggs is sold to a specific market. Therefore, this is not included in the scenarios.

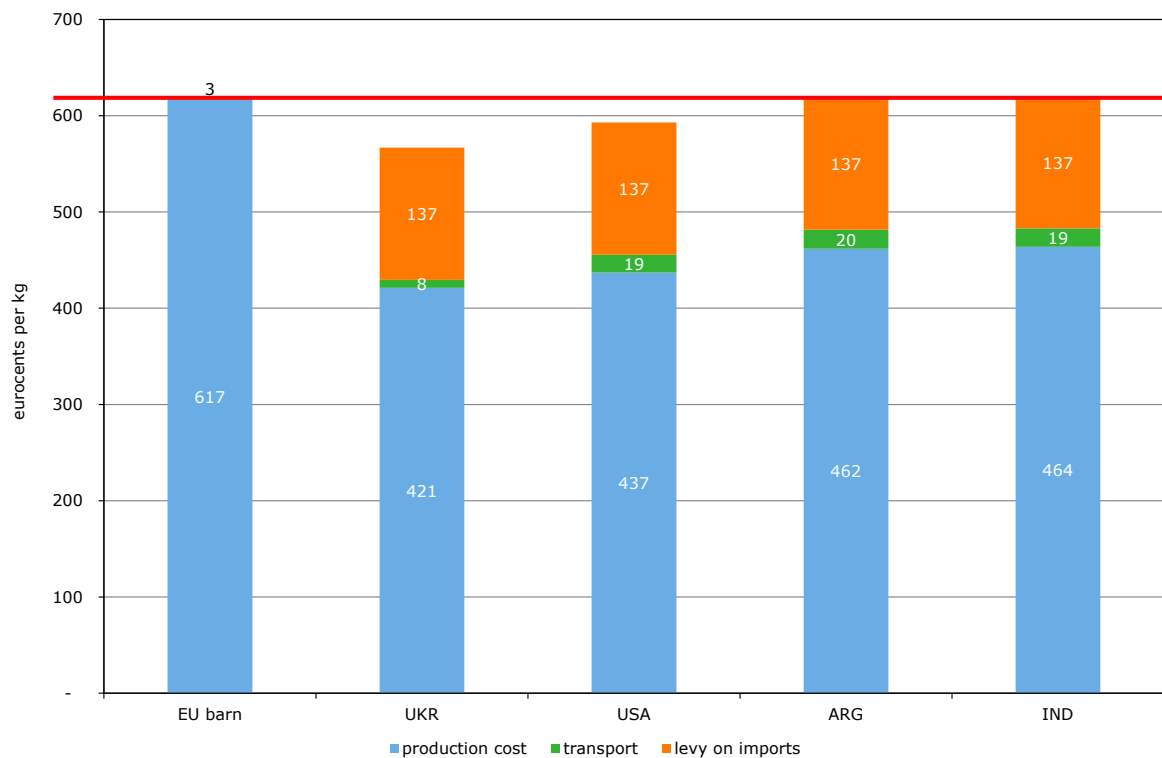


Figure 4.8 Offer price of whole egg powder in Germany from EU average (barn eggs; horizontal line) and non-EU countries (cage eggs) in eurocents per kilogram (basic situation)

4.3.2 Scenario 1 - Lower EU import levies

Figure 4.9 shows that 50% lower import levies will mean that all non-EU countries can be relatively cheap suppliers of egg powder to Frankfurt. The total costs of production, transport and import levies of the Ukraine and the USA are clearly below the average EU level.

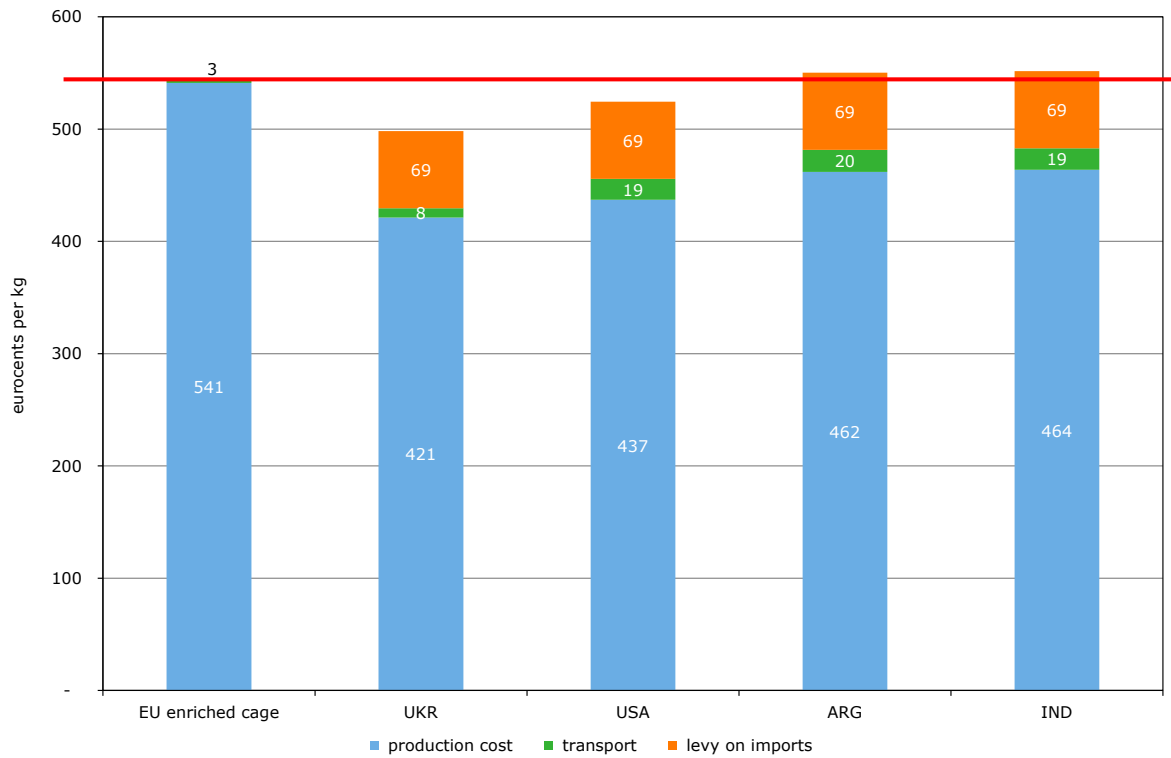


Figure 4.9 Offer price of whole egg powder (cage eggs) in Germany from EU average (horizontal line) and non-EU countries in eurocents per kilogram (scenario 1: 50% lower import levies)

4.3.3 Scenario 2 - Lower exchange rates

This second scenario evaluates the consequences of 10% lower exchange rates of all non-EU currencies. In Figure 4.10 the impact of lower exchange rates is shown. In this scenario the Ukraine and the USA can be relatively cheap suppliers of whole egg powder in Frankfurt. The total costs of production, transport and levies would be below (Ukraine) or a little above (USA) the average EU level. However, this scenario has less impact than the previous scenario with the lower import levies.

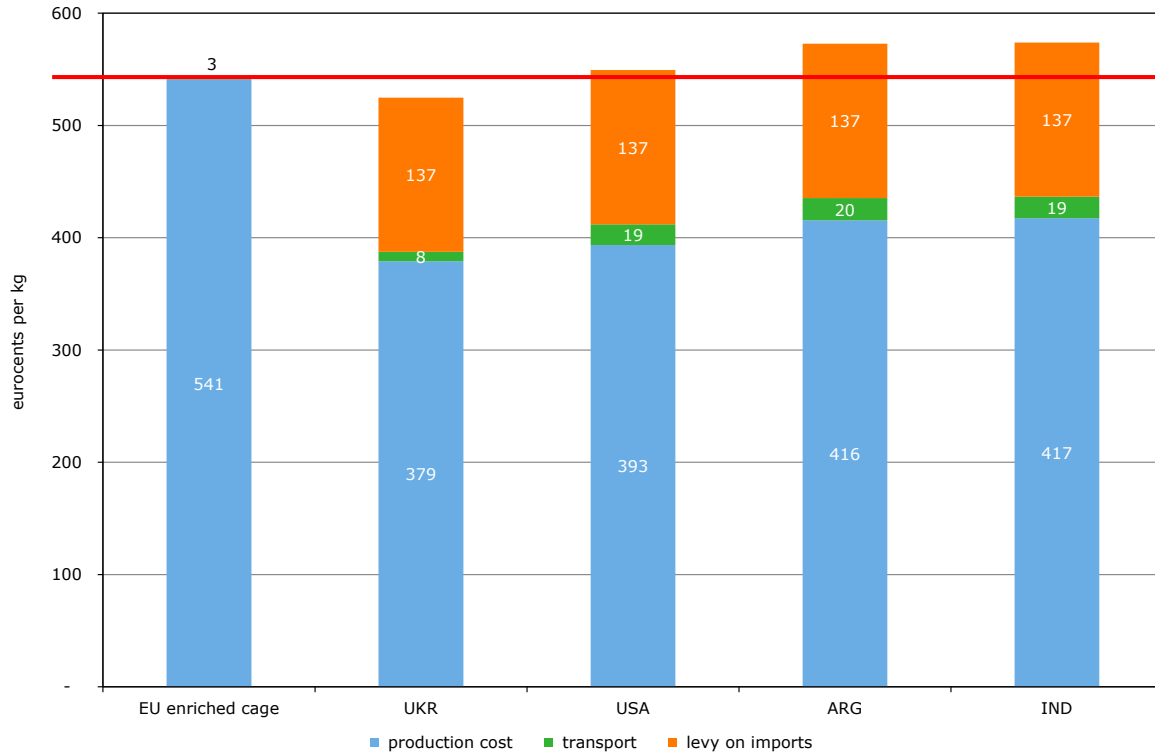


Figure 4.10 Offer price of whole egg powder (cage eggs) in Germany from EU average (horizontal line) and non-EU countries in eurocents per kilogram (scenario 2: 10% lower exchange rate)

4.3.4 Scenario 3 - Combination of lower import levies and lower exchange rates

This scenario is a combination of the previous two scenarios: 50% lower import levies (scenario 1) and also 10% lower exchange rates of all non-EU currencies (scenario 2). The consequences of this combination are illustrated in Figure 4.11. In this scenario all non-EU countries would be very cheap suppliers of whole egg powder to the EU market. Offer prices in Frankfurt could be 7% (Argentina, India) to even 16% (Ukraine) below the average EU level.

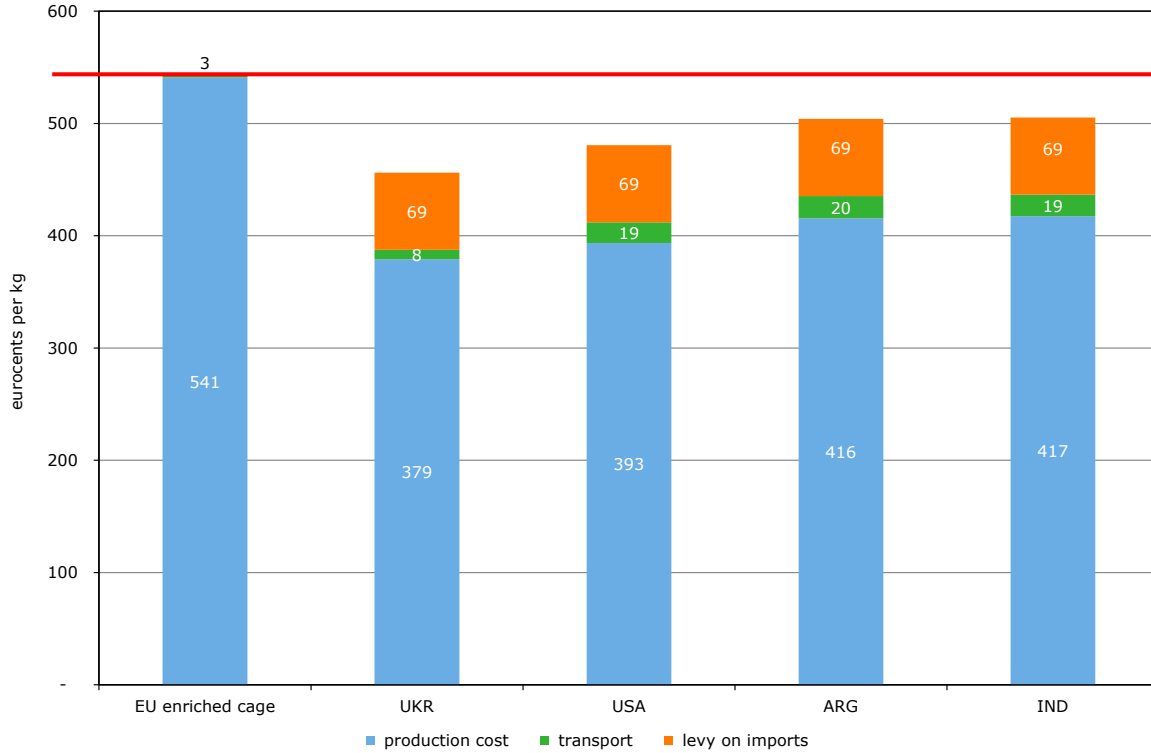


Figure 4.11 Offer price of whole egg powder (cage eggs) in Germany from EU average (horizontal line) and non-EU countries in eurocents per kilogram (scenario 3: 50% lower import levies and 10% lower exchange rate)

4.3.5 Scenario 4 - Combination of zero import levies and lower exchange rates

This scenario is a combination of zero import levies and 10% lower exchange rates of all non-EU currencies. In fact this is a 'worst-case' scenario. The consequences of this scenario are illustrated in Figure 4.12. In this worst-case scenario all non-EU countries would be very cheap suppliers of whole egg powder to the EU market. Offer prices in Frankfurt could be 20% (Argentina, India) to 29% (Ukraine) below the average EU level.

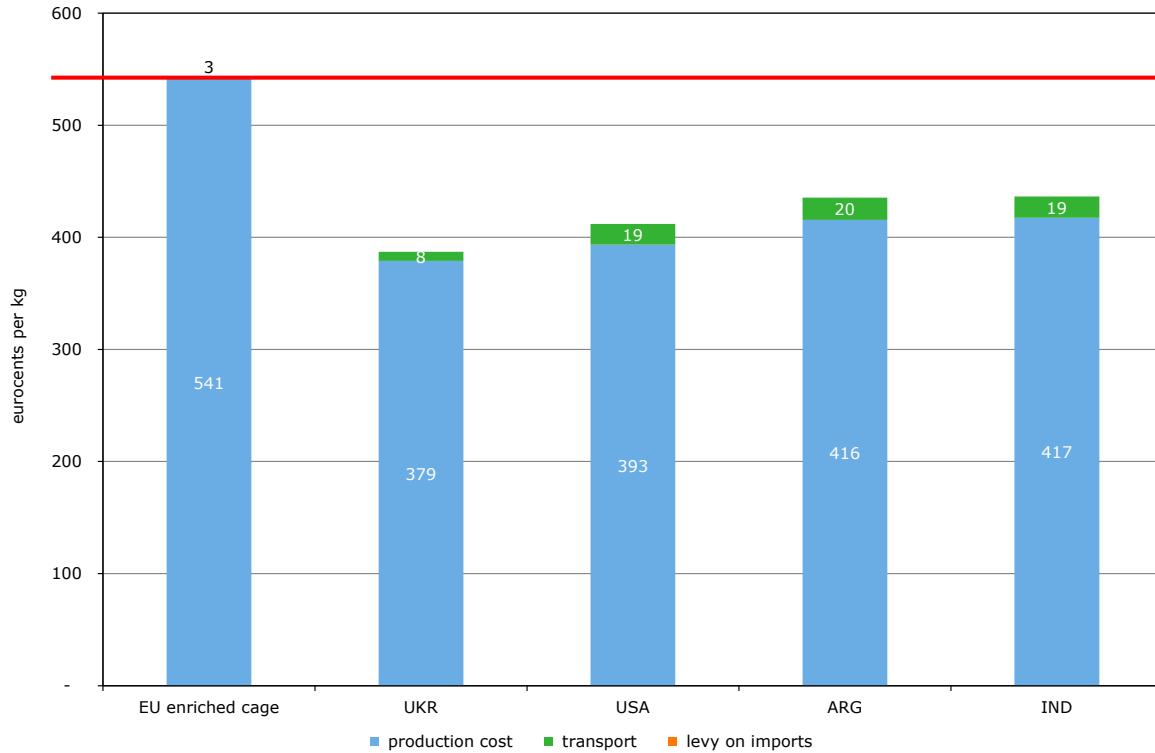


Figure 4.12 Offer price of whole egg powder (cage eggs) in Germany from EU average (horizontal line) and non-EU countries in eurocents per kilogram (scenario 4: zero import levies)

5 Conclusions

Production costs in 2015 within the EU

The production costs of shell eggs produced in enriched cages have been calculated for eight EU countries: the Netherlands, Germany, France, the UK, Spain, Italy, Denmark and Poland. Between these main egg producing countries, the production costs of shell eggs in 2015 ranged from 97.3 eurocents per kg of eggs in Denmark and 94.8 eurocents in the UK to 84.8 in Spain and 82.7 eurocents per kg of eggs in Poland. The average for those eight countries is 89 eurocents per kg, based on production in enriched cages. The total production costs for whole egg powder also differ within the EU countries from 591 eurocents per kg of egg powder in Denmark to 494 eurocents per kg in Poland. The EU average for production costs of whole egg powder based on cage eggs was 541 eurocents per kg.

Production costs in 2015 in non-EU countries

Compared to the average level within the EU, the cost of production for shell eggs in 2015 was lower in Ukraine (-24%), USA (-21%), Argentina (-16%) and India (-13%). As a result of the costs of transportation, import levies and also the effects on product quality and safety (especially from the USA, Argentina and India), there are barely any imports of shell eggs from those countries to the EU. In addition, in the EU requirements on egg marketing standards, with a best-before date of 28 days from lay, plus Salmonella control requirements, effectively preclude imports of shell eggs. For whole egg powder the non-EU countries are more competitive. Compared to the average level within the EU (enriched cages), the production costs of whole egg powder from traditional cages in 2015 were lower in Ukraine (-22%), USA (-19%), Argentina (-15%) and India (-14%). Because the costs of transportation of powder are low (8 to 20 eurocents per kg), the offer price of whole egg powder from third countries is relatively low. However, current import levies protect the EU from large quantities of imports from the illustrated countries.

EU legislation

In the EU, egg producers have to comply with European legislation. This legislation deals with environmental protection, animal welfare and food safety. In 2015 the additional costs of EU legislation were estimated to be almost 16% of the total production costs of eggs at farm level. In these calculations the following legislation was taken into account:

- *Environmental protection*
N directive to protect land and water and the reduction of ammonia emissions to protect air.
- *Food safety*
Reduction of Salmonella prevalence, ban on meat-and-bone meal in poultry feed and regulations on GMO feed ingredients.
- *Animal welfare*
Minimum standards on space allowance and legislation on beak trimming.

An important EU law causing an increase in production costs is Council Directive 1999/74/EC 'welfare of laying hens'. This legislation was implemented in 2012 on EU egg laying farms. There was a 6% increase in the costs of production as the sector moved from conventional cages to enriched cages. This EU legislation, mainly related to environment, animal welfare and food safety, is less stringent in non-EU countries.

Welfare legislation in non-EU countries

In the countries outside the EU illustrated in this report there is only the USA where there is a voluntary programme to increase the space allowance per hen towards 432 cm². However, the most common system of egg production in use in the USA at this time is the conventional cage system which was banned in the EU from 1 January 2012. In Argentina, India and Ukraine there is no legislation on laying hen welfare and hens are kept in conventional cages with a space allowance of 300 to 400 cm² per hen. Between countries, regions and farms, the density can change due to

expected market prices (high density when high egg prices are expected), climate (lower density in hot areas) and housing systems (open or climate controlled houses). American literature shows that purely from an economic point of view, 300 to 400 cm² per hen gives the highest income for the egg producer (Bell, 2000).

Scenarios

To show the impact of a possible change in import levies and a change in exchange rate on the competitiveness of the EU egg sector, some scenarios were developed. In the first scenario 50% lower import levies on eggs and egg products was taken as an example to illustrate the impact of any multi- or bilateral agreement with lower import levies. The results show that in this scenario Ukraine and the USA have a lower offer price of whole egg powder compared to the EU egg sector.

In the second scenario with a 10% lower exchange rate only the price of whole egg powder from the Ukraine would be lower than the average EU level. In the third scenario with a combination of 50% lower import levies and a 10% lower exchange rate all non-EU countries would be very cheap suppliers of whole egg powder to the EU market. This is also the case in scenario 4, in which the import levies are totally removed and there is a 10% lower exchange rate of all non-EU countries.

Comparison with earlier studies

This study is an update of two earlier reports with base years 2010 and 2013. Comparison of the production costs of eggs at farm level in this study with the results for 2013 shows that the costs of the EU producers and non EU countries Ukraine, USA and Argentina did decrease. This was mainly a result of lower feed prices. The EU countries showed the largest decrease. Figure 5.1 gives the production costs of cage eggs at farm level in 2010, 2013 and 2015 in the EU, Ukraine (UKR), United States (USA) and Argentina (ARG). The graph illustrates the Ukraine had the lowest production costs in 2013 and 2015. Due to the larger decrease in production costs in the EU the difference with the non-EU countries is slightly reduced between 2013 and 2015.

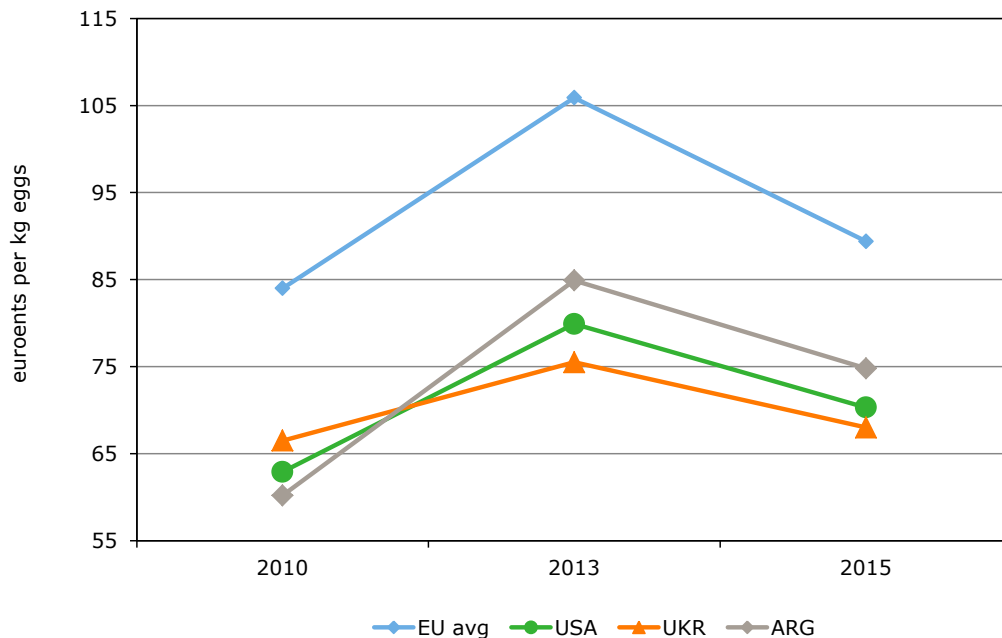


Figure 5.1 Production costs of eggs at farm level (eurocents per kg eggs) in 2010, 2013 and 2015 in the EU, Ukraine (UKR), United States (USA) and Argentina (ARG)

References and websites

Literature

- Aarnink, A.J.A. and H.H. Ellen, 2008. 'Processes and factors affecting dust emissions from livestock production'. In: *Dust Conf 2007. How to improve air quality*. International conference, 23-24.4,2008, Maastricht, The Netherlands.
- ADAS, 2016. Comparison of the Regulatory Framework and key Practices in the Poultry Meat Supply Chain in the EU and USA. Study by ADAS UK Ltd in conjunction with the University of Arkansas. UK, 2016.
- Backus, G.B.C, P. Berkhout, D. Eaton, L. Franke, A.J de Kleijn, B. Lotz, E.M. van Mil, P. Roza and W. Uffelman, 2008. *EU policy on GMOs: a quick scan of the economic consequences*. Report 2008-070. The Hague: LEI.
- Bell, D.B. December 31 2000. *Economic implications of reducing cage density in the U.S*. Cooperative Extension of the University of California. An economic update, number 234.
- Bracke, M. et al. September 2009. *Animal Welfare in a Global Perspective*. Report 240. Lelystad: Wageningen UR Livestock Research. The Netherlands.
- Chotteau, Ph., N. Beaumont, C. Deblitz, R. Hoste, P. Magdelaine, A. Mottet, K. De Roest, C. Roguet, P. Sarzeaud, M. Topliff and P. Van Horne, 2009. *The impact of increased operating costs on meat livestock in the EU*. Study for the European Parliament. Paris, Institut de l'Élevage.
[www.europarl.europa.eu/RegData/etudes/etudes/join/2009/419109/IPOL-AGRI_ET\(2009\)419109_EN.pdf](http://www.europarl.europa.eu/RegData/etudes/etudes/join/2009/419109/IPOL-AGRI_ET(2009)419109_EN.pdf)
- Horne, P.L.M. van, C.P.A. van Wagenberg, M.A. de Winter, R. Hoste, S.I. Senesi, M.M. Barilatti, M. Daziano, L.D.C. Martino and M.M.T. Becerra, 2010. *The poultry and pig sector in Argentina: husbandry practice and animal welfare*. The Hague: LEI Wageningen UR.
- Horne, P.L.M. van, 2012. *Competitiveness of the EU egg industry*. Report 2012-065. The Hague: LEI Wageningen UR.
- Horne, P.L.M van and N. Bondt, 2014. *Competitiveness of the EU egg sector*. International comparison base year 2013. Report 2014-041. The Hague: LEI Wageningen UR.
- IEC, September 2016. *International Egg market*. Annual review. London: International Egg Commission.
- ITAVI, 2016. L'Aviculture chair et ponte en Ukraine. Mission d'étude organisée par l'ambassade de France et est expansion du 20 au 22 juin 2016 (mission to Ukraine). Presentation by Pacale Magdelaine, ITAVI, Paris. France.
- Lichter, J. and Kleibrink, J. 2016. Comparison of production standards World - Germany ('Geflügelwirtschaft weltweit - Deutschland im internationalen vergleich. Eine analyse der erzeugungsstandards'). Handelsblatt Research Institute. Düsseldorf, Germany.
- UBA, September 2009. *Animal welfare: Argentina as a stakeholder*. Report: Layers. School of Agronomy. University of Buenos Aires.

Wagenberg, C.P.A. van, F.M. Brouwer, R. Hoste and M.L. Rau, 2012. *Comparative analysis of EU standards in food safety, environment, animal welfare and other non-trade concerns with some selected countries*. European Union. LEI Wageningen UR.

[www.europarl.europa.eu/RegData/etudes/etudes/join/2012/474542/IPOL-AGRI_ET\(2012\)474542_EN.pdf](http://www.europarl.europa.eu/RegData/etudes/etudes/join/2012/474542/IPOL-AGRI_ET(2012)474542_EN.pdf)

Data sources

The basic data for calculating the production costs were obtained from several organisations, institutes and companies in the countries. For some countries data are from the International Egg Commission annual report. The following are the main sources per country:

Netherlands	Wageningen Economic Research
France	Institut Technique de l'Aviculture (ITAVI)
Spain	Asociacion Espanola de Productores de Huevos (ASEPHRU)
Italy	Vito Mastrangelo, consultant
UK	British Egg Industry Council (BEIC)
Poland	Wageningen Economic Research, based on several sources
Denmark	Danish Egg Association
Ukraine	Wageningen Economic Research, based on several sources
USA	Egg Industry Center at Iowa State University
Argentina	Wageningen Economic Research, based on several sources School of Agronomy of the University of Buenos Aires (UBA)
India	National Egg Co-ordination Committee (NECC)

Appendix 1 Development of the currency exchange rate

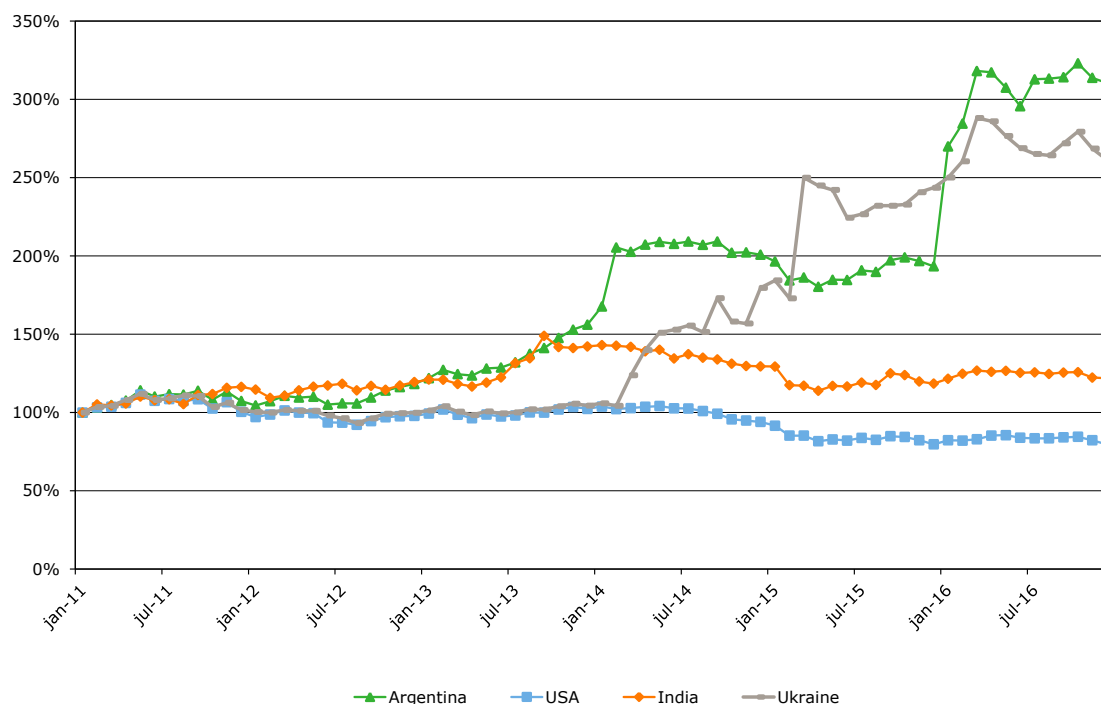


Figure A1.1 Development of the exchange rate of the currencies of Ukraine, the USA, Argentina and India against the euro (January 2011 = 100%)

Figure A1.1 shows that a change in exchange rate of 10% (scenario 2) or more can be a realistic scenario. The exchange rate development of the Ukraine Hryvnia and the Argentina Peso is a good example. Between 2015 (the base year of this study) and 2016, the exchange rates of the Ukraine Hryvnia and the Argentina Peso substantially decreased against the euro. This means a lower exchange rate of the currency, resulting in a lower offer price of Ukraine or Argentina whole egg powder in Europe. Although to a lesser extent than for Ukraine and Argentina, also for India the value development of the local currency to the euro between 2015 and 2016 was in a similar direction. In contrast, the exchange rate of the US dollar developed in the other direction in 2016. This results in higher offer prices of US whole egg powder to Europe in 2016. Table A1.1 gives the average exchange rate to the euro which was used to calculate production costs for 2015 (local currency in euros). In the third and fourth column, the average exchange rates in 2016 and the difference between 2016 and 2015 are given.

Table A1.1 Average exchange rate against the euro in 2015, 2016 and the difference

Country	2015	2016	2016/2015
Ukraine	0.0414	0.0356	86%
India	0.0140	0.0134	96%
USA	0.8981	0.9042	101%
Argentina	0.0993	0.0616	62%

Appendix 2 EU imports of eggs and egg products

The EU is an importer of eggs and egg products. In recent years these imports mainly came from USA, Argentina, India and Ukraine. Table A2.1 gives the amount imported from 2013-2016 from the most important third countries. The total import of eggs and egg products in 2016 was 16,467 tonnes egg equivalent. The total value of the EU eggs and egg products imports in 2016 was €29.5m.

Table A2.1 EU Imports of eggs and egg products (in tonnes egg equivalent) from third countries

	2013	2014	2015	2016
Ukraine	0	163	3,665	8,043
USA	6,857	4,156	2,745	3,358
Argentina	5,797	1,433	3,232	1,864
India	3,855	5,606	5,743	764
Other	4,268	2,269	3,484	2,439
Total	20,378	13,626	18,869	16,467

Source: European Commission, February 2016.

Figure A2.1 gives an overview of the import of eggs and egg products from the main competitors Argentina, USA, India and Ukraine. This figure shows that the amount of import from a specific country is fluctuating between years. Imports from India decreased in 2016. Imports from Ukraine increased from almost zero in 2014 to 8 million tonnes in 2016.

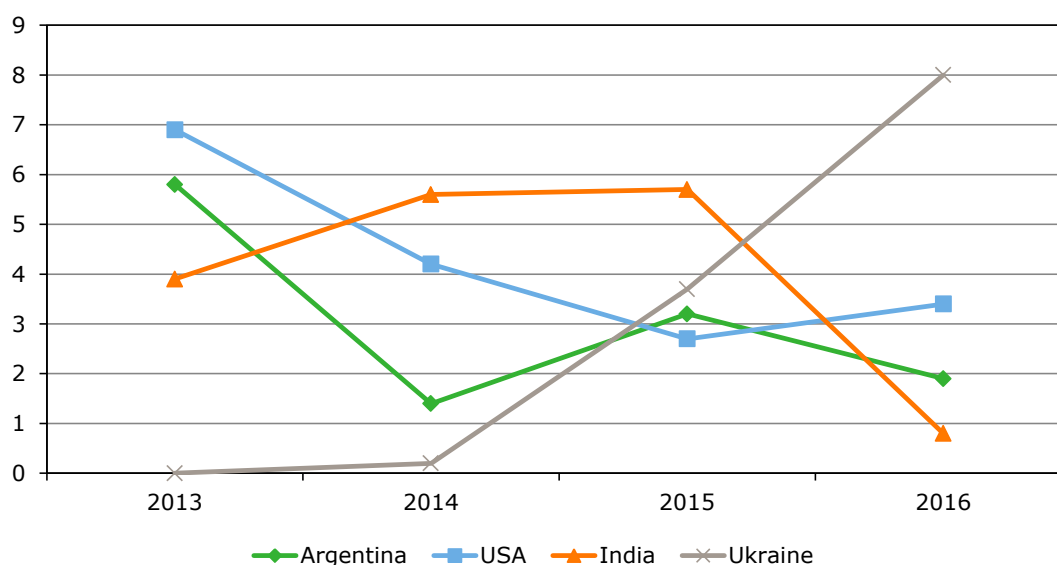


Figure A2.1 Import into EU of eggs and egg products (in 1,000 tonnes of egg equivalent)

Source: European Commission, adaptation Wageningen Economic Research.

Appendix 3 Main assumptions in different housing systems for layers

Table A3.1 Main assumptions for labour and investments in housing systems for laying hens

	Conventional cage	Enriched cage	Barn/ Aviary
Labour:			
Number of hens per worker	75,000	70,000	40,000
Buildings:			
Density (hen per m ²)	35	27	18
Surface area per house (gross m ²)	2,336	2,788	2,414
Investment:			
Housing (euro per hen housed)	6.38	8.16	12.37
Inventory (euro per hen housed)	6.50	10.60	9.25
Other inventory (euro per hen housed)	2.70	2.89	4.70

Table A3.2 Main assumptions for the production results in housing systems for laying hens

	Conventional cage	Enriched cage	Barn/ Aviary
Laying period (days)	450	450	450
Eggs per hen housed (number)	400	400	390
Feed consumption/hen/day (gram)	110	110	120
Egg production per hen housed (kg)	24.8	24.8	24.2

Wageningen Economic Research
P.O. Box 29703
2502 LS The Hague
The Netherlands
T +31 (0)70 335 83 30
E communications.ssg@wur.nl
www.wur.eu/economic-research

Wageningen Economic Research
REPORT
2017-062

The mission of Wageningen University and Research is "To explore the potential of nature to improve the quality of life". Under the banner Wageningen University & Research, Wageningen University and the specialised research institutes of the Wageningen Research Foundation have joined forces in contributing to finding solutions to important questions in the domain of healthy food and living environment. With its roughly 30 branches, 5,000 employees and 10,000 students, Wageningen University & Research is one of the leading organisations in its domain. The unique Wageningen approach lies in its integrated approach to issues and the collaboration between different disciplines.



To explore
the potential
of nature to
improve the
quality of life



Wageningen Economic Research
P.O. Box 29703
2502 LS Den Haag
The Netherlands
E communications.ssg@wur.nl
www.wur.eu/economic-research

Report 2017-062
ISBN 978-94-6343-462-1

The mission of Wageningen University and Research is "To explore the potential of nature to improve the quality of life". Under the banner Wageningen University & Research, Wageningen University and the specialised research institutes of the Wageningen Research Foundation have joined forces in contributing to finding solutions to important questions in the domain of healthy food and living environment. With its roughly 30 branches, 5,000 employees and 10,000 students, Wageningen University & Research is one of the leading organisations in its domain. The unique Wageningen approach lies in its integrated approach to issues and the collaboration between different disciplines.

